

WELCOME TO LOS ANGELES COUNTY!



WORLD TRADE CENTER
LOS ANGELES



**LOS ANGELES COUNTY
ECONOMIC DEVELOPMENT CORPORATION**

Collaboratively Advancing Growth and Prosperity for All

01

OUR MISSION

A reimagined Los Angeles regional economy – growing, equitable, sustainable, and resilient – that provides a healthy and high standard of living for all.

02

OUR VISION

Reinventing our economy to collaboratively advance growth and prosperity for all.



WHO WE ARE

The non-profit Los Angeles County Economic Development Corporation champions equitable economic growth across the LA region.

01

Collaborating with community, government, business and education partners to inform and advance our data-driven and evidence-based approach, we endeavor to achieve a reimagined regional economy – growing, equitable, sustainable, and resilient -that provides a healthy and high standard of living for all.

02

LAEDC staff and members represent the diversity of Los Angeles County and act as trusted conveners, thought partners, valued service providers, regional stewards, and catalysts for transformational change.



World Trade Center Los Angeles (WTCLA)

WTCLA, an affiliate of LAEDC, is a not-for-profit public benefit organization dedicated to attracting foreign direct investment to the Los Angeles region and facilitating business opportunities between Los Angeles and international companies. In support of its mission and goals, the WTCLA serves as a regional convener and provides Foreign Direct Investment (FDI) Attraction Services by assisting international companies seeking to locate or expand their business operations in the Los Angeles region, and by gathering different players in the business space to network and learn on the best ways to enter the Los Angeles market.



**WORLD TRADE CENTER
LOS ANGELES**



THE LA ADVANTAGE

In Los Angeles, there is a rich tapestry of booming industry, from aerospace & defense, to bioscience, to sports & entertainment, and more. The county's diverse and outward-facing population of 10 million people is a source of vast potential for international investment and partnerships. The region boasts a deep concentration of globally renowned universities, community colleagues, and a workforce ecosystem that ensures the best and brightest talent from all sectors and backgrounds can flourish. With a third of all U.S. container trade travelling through its ports, Los Angeles is truly the gateway to the U.S. market.



- ✓ 21.7 million people
- ✓ \$1.8 trillion economy
- ✓ 11th largest economy in the world
- ✓ L.A. County's GDP is \$913.00 billion

A WORLD ECONOMY SOUTHERN CALIFORNIA



WORLD TRADE CENTER
LOS ANGELES

LOS ANGELES COUNTY

POPULATION



9,792,167

2022 POPULATION
CURRENT YEAR ESTIMATE

9,643,786

2026 POPULATION
FIVE YEAR PROJECTION

SOURCE: CA Department of Finance

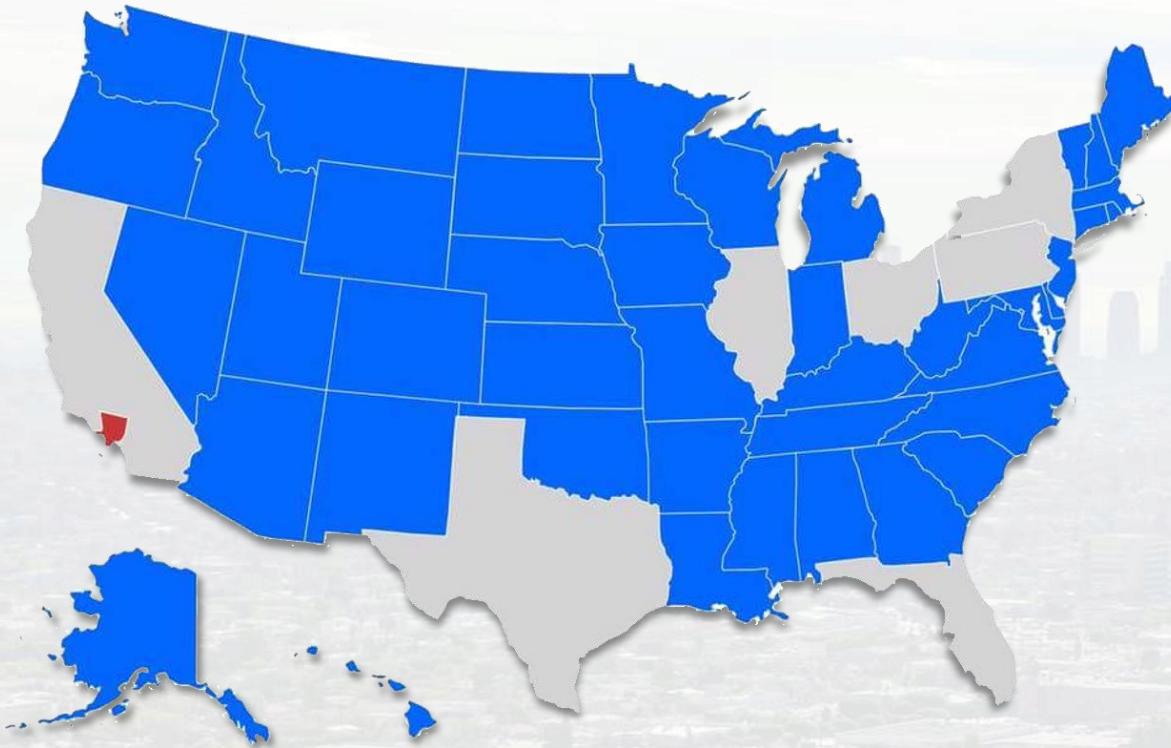


WORLD TRADE CENTER
LOS ANGELES

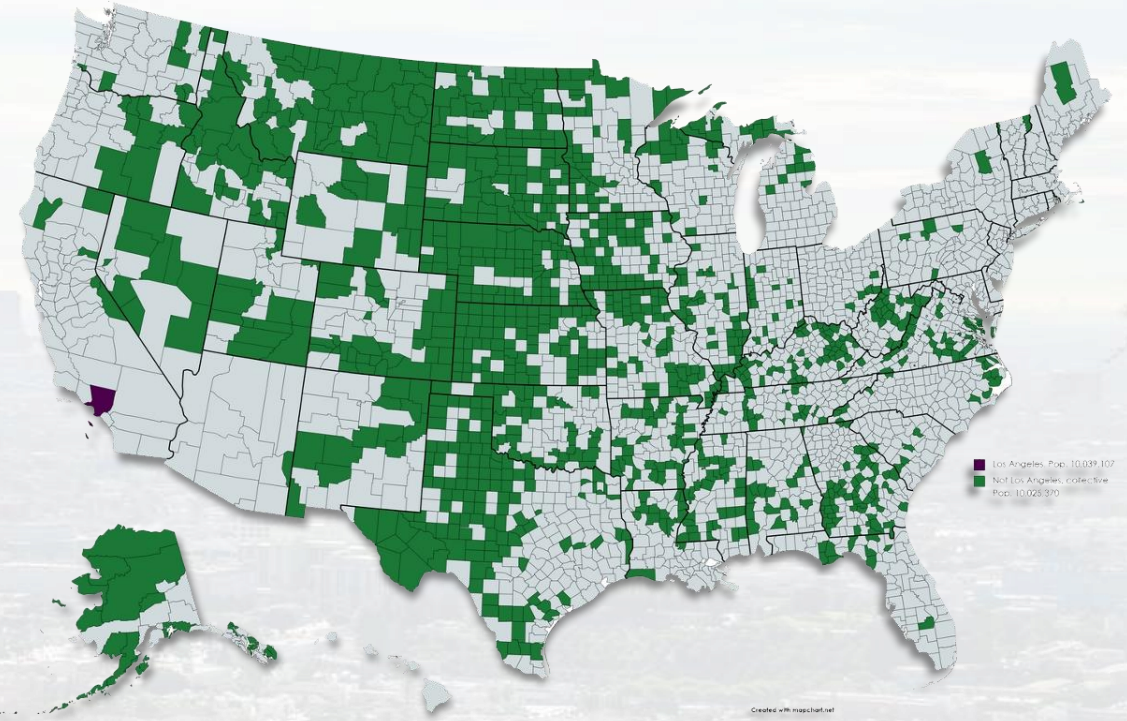


WORLD TRADE CENTER
LOS ANGELES

POPULATION COMPARISON

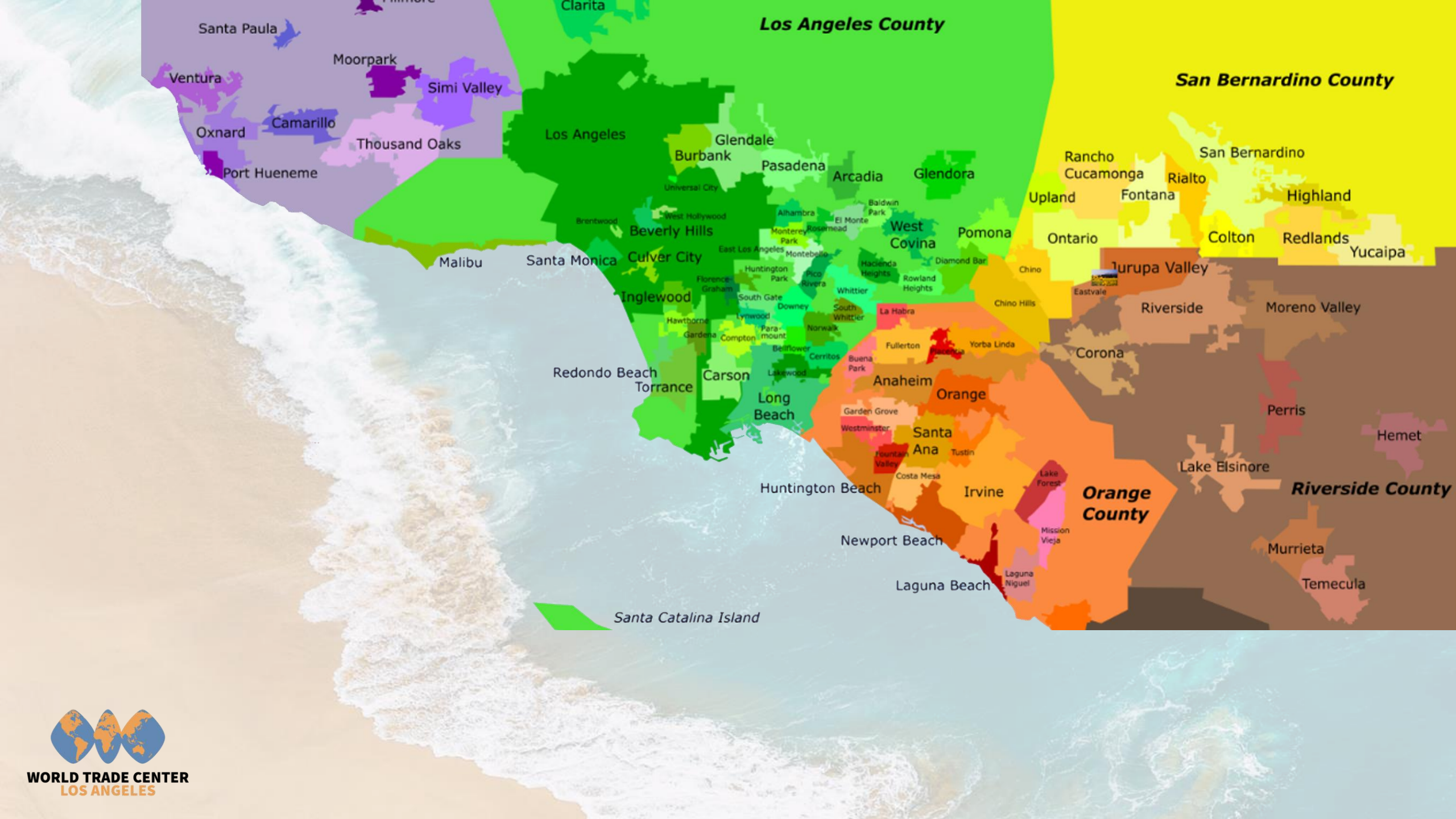


LA County is more populous than 41 other U.S. States



LA County is more populous than approximately 1,200 other US Counties COMBINED

Created with mapchart.net



Los Angeles County

San Bernardino County

Rancho Cucamonga
San Bernardino
Upland
Fontana
Rialto
Highland
Ontario
Colton
Redlands
Yucaipa

Santa Paula
Moorpark
Ventura
Camarillo
Oxnard
Port Hueneme
Simi Valley
Thousand Oaks

Clarita
Los Angeles
Glendale
Burbank
Pasadena
Arcadia
Glendora
Universal City
Alhambra
Baldwin Park
West Hollywood
Monterey Park
East Los Angeles
Brentwood
Beverly Hills
Culver City
Santa Monica
Malibu
Huntington Park
Pico Rivera
Whittier
Hacienda Heights
Rowland Heights
Diamond Bar
Pomona
Chino
Chino Hills

Turupa Valley
Riverside
Moreno Valley
Corona

Inglewood
Santa Ana
Fullerton
Yorba Linda
Buena Park
Anaheim
Orange
Garden Grove
Westminster
Santa Ana
Tustin
Fountain Valley
Costa Mesa
Irvine
Lake Forest
Mission Vieja
Laguna Niguel

Orange County

Riverside County

Lake Elsinore
Perris
Hemet
Murrieta
Temecula

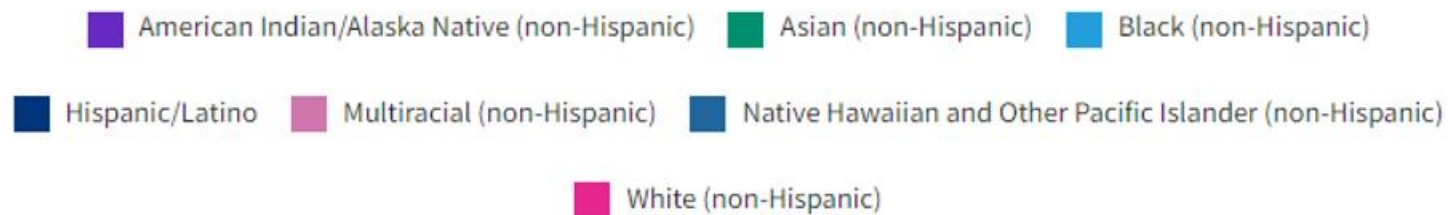
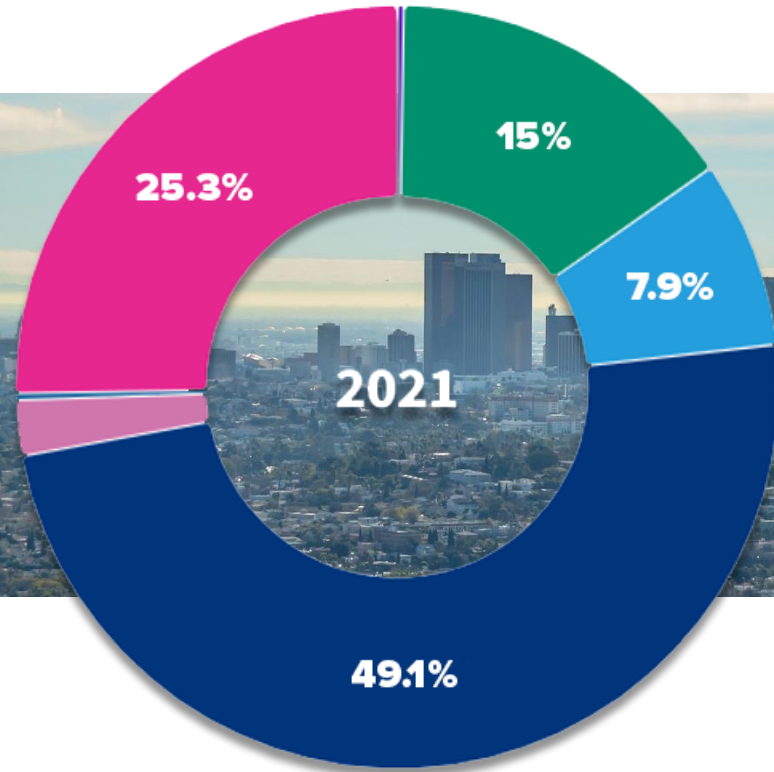
Santa Catalina Island



**WORLD TRADE CENTER
LOS ANGELES**

LOS ANGELES COUNTY IS DIVERSE

Racial Makeup of the Region



LOS ANGELES IS AN ECONOMIC POWERHOUSE




**AEROSPACE, DEFENSE,
SPACE EXPLORATION**



**BIOSCIENCE,
LIFE SCIENCE**



**ADVANCED
TRANSPORTATION**



**OCEAN
ECONOMY**



**DIGITAL MEDIA & ENTERTAINMENT,
GAMING & ESPORTS, SPORTS
ENTERTAINMENT**



**TRADE &
LOGISTICS**



MANUFACTURING

BIOSCIENCE

- # of Employees: **15,943**
- Average Wage: **\$90,536**
- The Biomedical cluster consists of industries in the biopharmaceuticals and medical devices clusters.






AEROSPACE & DEFENSE

- # of Employees: **57,076**
- Average Wage: **\$136,473**
- Cluster average annual earnings are almost \$60,000 – almost 80% - higher than county average annual earnings.
- This cluster includes Guided Missile and Space Vehicle Manufacturing, Aircraft Manufacturing, Aircraft Engine and Engine Parts Manufacturing, Other Guided Missile and Space Vehicle Parts and Auxiliary Equipment Manufacturing, and Other Aircraft Parts and Auxiliary Equipment Manufacturing

SPORTS & ENTERTAINMENT

- # of Employees: **196,594**
- Average Wage: **\$149,539**
- Video production and distribution employs more than **75%** in this group.



SoFi Stadium

SPORTS ENTERTAINMENT



- 2026 NBA All-Star
- **2026 FIFA World Cup**
- 2026 U.S. Women's Open
- **2028 Olympic & Paralympic Games**
- 2031 U.S. Open Championship
- **2031 Men's Rugby World Cup (Candidate City)**
- **2033 Women's Rugby World Cup (Candidate City)**



WORLD TRADE CENTER
LOS ANGELES



MANUFACTURING

Los Angeles is the **largest** manufacturing center in the United States, consisting of a variety of industries. This includes Apparel, Textile, Biomedical Manufacturing, Aerospace Vehicles & Defense (*last mentioned in previous slides*).

FASHION

Apparel

- # of Employees: **22, 635**
- Average Wage: **\$56,659**
- Accounts for **68%** of employment in Fashion Group

Textile

- # of Employees: **6,601**
- Average Wage: **\$57,797**
- Accounts for **20%** of employment in Fashion Group





BIOPHARMACEUTICALS

- # of Employees: **8,476**
- Average Wage: **\$88, 738**
- The highest average annual earnings are in biological product manufacturing and in-vitro diagnostic substance manufacturing.
- Contribution to cluster for job employment:
 - Biopharmaceutical product Mfg = **about 75%**
 - Medicinal and Botanical Mfg = **17%**

MEDICAL DEVICES

- # of Employees: **7,467**
- Average Wage: **\$92,576**
- Cluster average annual earnings are over **20%** higher than the county average.
- Contribution to cluster for job employment:
 - Surgical Appliance & Supplies Mfg = **50%**
 - Surgical & Medical Instrument Mfg = **30%**
 - Ophthalmic Goods Mfg & Dental Equipment & Supplies Mfg = **20%**






WORLD-CLASS RESEARCH & EDUCATIONAL INSTITUTIONS

Education & Knowledge Creation Cluster

- # of Employees: **94,003**
- Average Wage: **\$93,232**
- Colleges, Universities, and Professional Schools employ 57% in this cluster.

UCLA



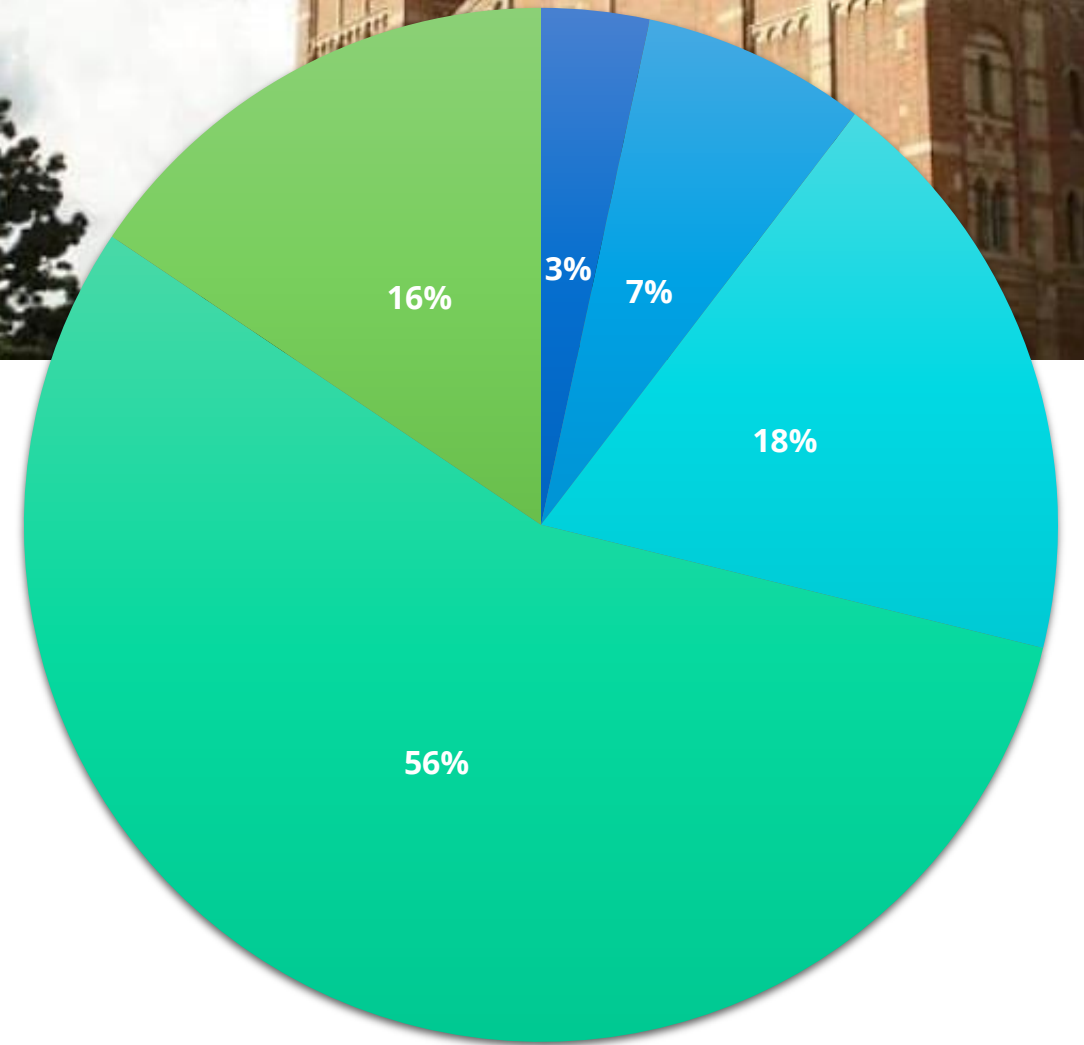
COMMUNITY COLLEGES OF LOS ANGELES

198 Higher Education Institutions

1.5 million Bachelor's Degrees

740,000 Graduate or Professional Degrees

TALENT POOL



■ Doctorate ■ Professional ■ Master's ■ Bachelor's ■ Associate's

PORTS OF LOS ANGELES & LONG BEACH

The Port of Los Angeles is one of the world's busiest seaports and leading gateway for international trade in North America and has ranked as the number one container port in the United States each year since 2000. In 2023, the Port moved **8.6 million Twenty-Foot Equivalent Units (TEUs)**, sustaining its top rank among U.S. ports. In 2021, the Port handled a total of **10.7 million TEUs**, the busiest calendar year on record.

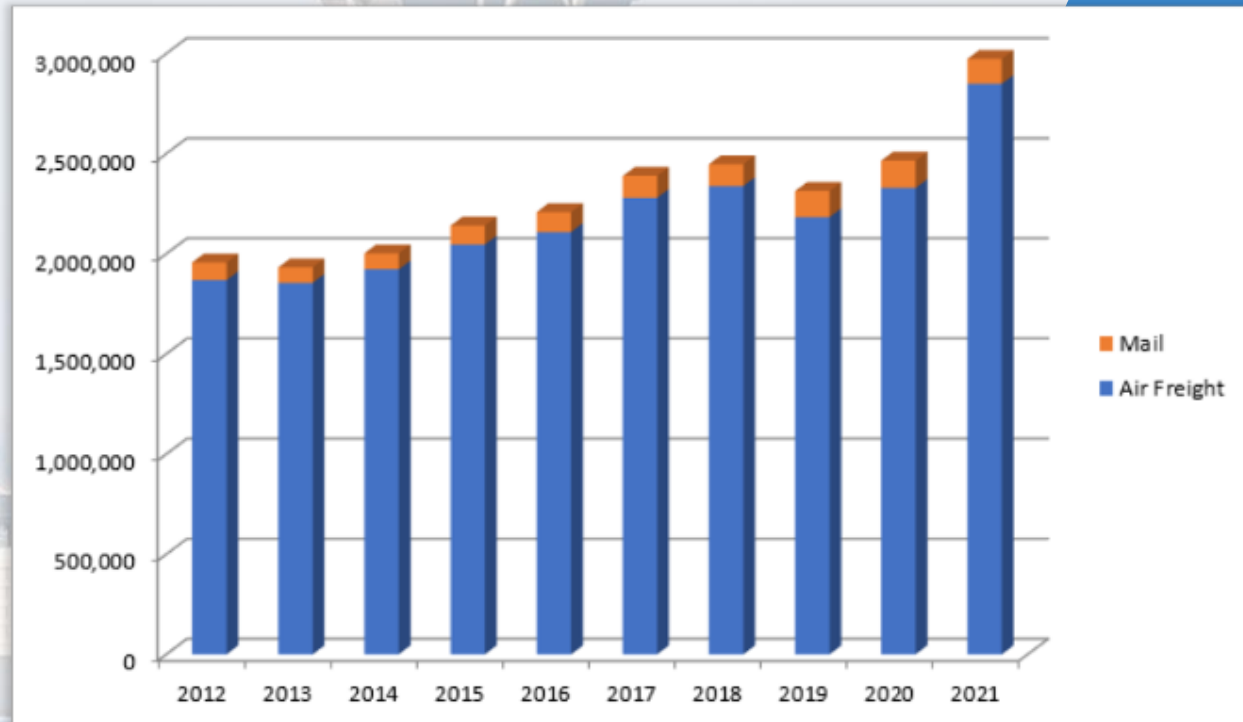
The Port of Long Beach is the premier U.S. gateway for trans-Pacific trade and a trailblazer in innovative goods movement, safety, environmental stewardship and sustainability. Voted "Best West Coast Seaport" by industry peers, the Port handles trade valued at **\$200 billion** annually and supports **2.6 million jobs** across the nation, more than **575,000** in Southern California, and more than **50,000 jobs** – or 1 in 5 – in Long Beach.



WORLD TRADE CENTER
LOS ANGELES

LOS ANGELES WORLD AIRPORTS

LAX Air Cargo (in US Tons)



9,992,643

PASSENGERS

APRIL 2022

18,693,069

PASSENGERS YTD

107.11% YOY Increase

48,007,284

TOTAL PASSENGERS

In 2021



WORLD TRADE CENTER
LOS ANGELES



STARTUP ECOSYSTEM

120 VC firms
manages **\$9.1 billion**

31 accelerators

49 incubators

+8,000 startups

Sub-Sector Strengths



Life Sciences

Built around a globally respected university network that produces thousands of STEM graduates each year, the LA Life Sciences ecosystem is growing fast. The UCLA Innovation Fund facilitates the commercialization of UCLA-owned Life Sciences technologies by providing up to \$150,000 in funding. The LAEDC Bioscience Council is a network of leaders dedicated to cultivating the industry's workforce. The Los Angeles Bioscience Ecosystem Summit showcases innovation each year.



Gaming

Los Angeles is home to more than 200 Gaming startups. Electronic Entertainment Expo (E3), the largest Gaming trade event, was held in Los Angeles in June 2023. The inaugural Gaming X LA was held in November 2022. GamesBeat Summit 2023 took place in May. Theocracy Games raised a \$50 million Series B in September 2022.



Cleantech

The LA100 Study charted pathways for L.A. to reach 100% carbon-free energy by 2035. As of 2022, 62% of the city's energy was carbon-free. The Los Angeles Cleantech Incubator (LACI), established by the City of Los Angeles, supports up to 50 startups each year. LACI's \$6 million Cleantech Debt Fund provides green loans of \$25,000 to \$250,000 to early-stage



WORLD TRADE CENTER
LOS ANGELES

United States

Los Angeles

#4

Global Ranking

#6

Agtech Ranking

"Startup success stories abound in Los Angeles. The City's commitment to the innovation economy is unwavering, and our incubators and accelerators are here to help them grow and thrive."



Carolyn Hull

General Manager, EWDD

Startup Genome

Global Ecosystem
in Funding

#4

Startup Genome

Global Ecosystem
in Performance

#2

Startup Genome

Global Ecosystem in
Talent & Experience

Top 5

HOME TO WORLD-CLASS COMPANIES



LOOTCRATE



TRADER JOE'S

NATIVO



TRUECar

ring



Omaze

hulu

ticketmaster

tiger text



ACTIVISION



MAKER

JUSTFAB

DOLLAR SHAVE CLUB
SHAVE TIME. SHAVE MONEY.



Virgin hyperloop one

SPACEX

72 and Sunny

NantHealth

hovelstay.com
YOUR VACATION BEGINS HERE. YOU'RE WELCOME.

MeUndies.com



FANDANGO



TaskUs

retention SCIENCE



stackcommerce



UNTAPPD
DRINK SOCIALLY

rubicon PROJECT

PUBLIC INFRASTRUCTURE INVESTMENT

On January 2018, the Metro Board approved Mayor Garcetti's "Twenty-Eight by '28" plan to complete 28 major road, transit, and bicycle projects before the 2028 Summer Olympics and Paralympics.

LAX is embarking on a \$14 billion Capital Improvement Program to modernize one of the busiest airports in the world. The modernization program is considered the largest public works program in the City's history.

In 2022, the Bipartisan Infrastructure Law funded an \$8 billion hydrogen hub program that created the regional hydrogen hub – ARCHES. ARCHES functions as an accelerator to renewable hydrogen projects and the necessary infrastructure.



**Metrolink Regional
Transportation**
\$10 Billion



**LAX Modernization
and Ground Access**
\$14 Billion



**Bipartisan Infrastructure
Law**
\$8 Billion



**WORLD TRADE CENTER
LOS ANGELES**

Los Angeles is a Center for Foreign Direct Investment



LOS ANGELES COUNTY

FOREIGN-OWNED ENTERPRISES (FOEs)

FOE
JOBS

175,738

FOE
ESTABLISHMENTS

5,025

ESTIMATED
WAGES

\$19,478M

FOEs BY SOURCE NATION/REGION

Rank	Country/ Region	Jobs	% of All FOE Jobs	Establishments	Est. Wages (\$Millions)
1	Japan	33,986	19.3%	1,085	3,925.4
2	United Kingdom	23,452	13.3%	626	2,392.3
3	France	18,185	10.3%	479	1,869.2
4	Canada	15,967	9.1%	435	1,713.6
5	Switzerland	14,681	8.4%	177	1,862.0
6	Germany	11,954	6.8%	327	1,422.8
7	Ireland	5,848	3.3%	83	692.1
8	Taiwan	5,519	3.1%	132	589.5
9	Mexico	5,089	2.9%	138	520.1
10	South Korea	4,971	2.8%	157	530.8
	All Others	36,088	20.5%	1,386	3,959.8
	TOTAL	175,738	100.0%	5,025	19,477.6

FOEs BY INDUSTRY SECTOR

Major Industry	Jobs	Establishments	Est. Wages (\$Millions)
Natural Resources	198	16	14.0
Construction	1,038	51	82.2
Manufacturing	37,124	549	4,426.8
Wholesale Trade	23,503	851	2,170.1
Retail Trade	20,770	1,183	952.6
Transp/Warehouse/Util	13,063	369	926.9
Information	13,375	200	3,360.1
Financial Activities	23,073	592	3,776.4
Prof/Business Services	26,799	674	3,018.8
Education/Health	1,198	102	73.6
Leisure/Hospitality	11,463	298	460.8
Other Services	3,760	70	185.8
Public Administration	374	70	29.5
TOTAL	175,738	5,025	19,477.6



LOS ANGELES

FOREIGN INVESTMENT

Total \$ of foreign capital for commercial space



Over \$3.48T

in foreign capital
(2016 to 2021)

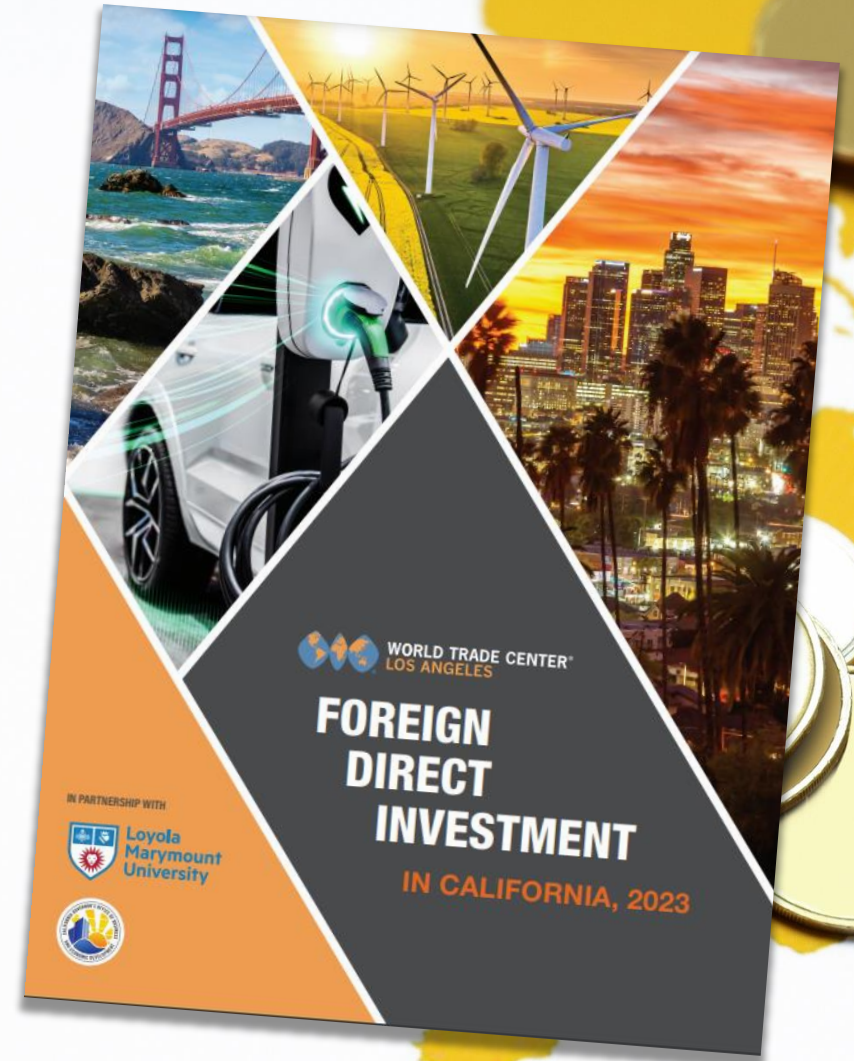
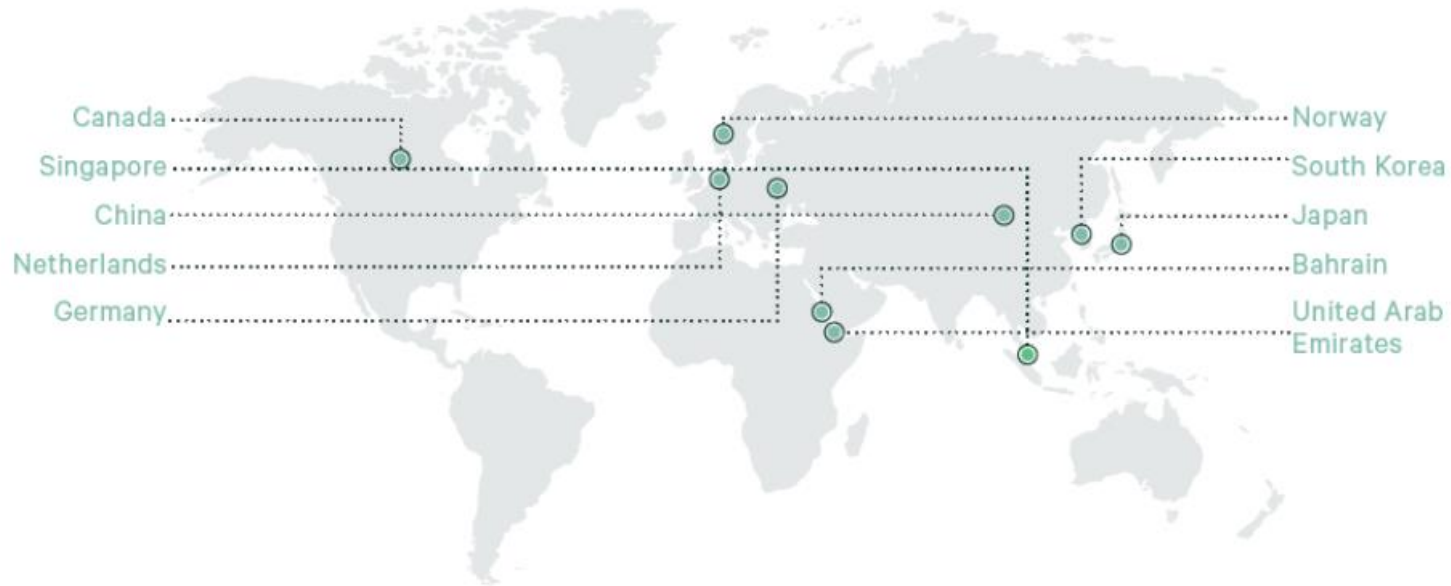
\$854.3B

in 2021

Source: Real Capital Analytics, June 2022.

TOP COUNTRIES THAT CAPITAL IS COMING FROM

Largest to smallest for 2021





To learn more, check out our website
(www.laedc.org) or

contact the LAEDC/WTCLA team at:

- Allison Clark, Vice President of Business & International Trade Development
 - E: allison.clark@laedc.org
 - T: (213) 236-4822
- William Powles, Senior Director of International Trade
 - E: william.powles@laedc.org
 - T: +1 (213) 236-4836
- Olivia Zhang, Program Coordinator
 - E: olivia.zhang@laedc.org
 - T: (213) 622-4300 #129

