



LOS ANGELES COUNTY
ECONOMIC DEVELOPMENT CORPORATION
Collaboratively Advancing Growth and Prosperity for All

COMMUNITY ECONOMIC RESILIENCE FUND (CERF) PROGRAM

L.A. County HRTC Meeting

www.laedc.org/CERF

A large green highway sign with white text that reads "Los Angeles COUNTY LINE". The sign is mounted on wooden posts. In the background, a city skyline with several tall buildings is visible under a clear blue sky. A palm tree trunk is in the foreground, partially obscuring the view of the buildings.

Los Angeles
COUNTY LINE

LA County CERF HRTC Meeting Agenda

February 24, 2023



- Welcome, and Introductions of new partners
- Grant status and activity update
- Partner Engagement
- CERF LA HRTC Fact Sheet & Email Recruitment Template
- Sub-Committee updates
- Upcoming meeting dates
- Questions/Comments

Important Planning Phase Dates

Now

- CCF Finalizing Contract with State of California
- The HRTC will need to review guidelines proposed by the state
- Drafting and finalizing RFP Scopes for review and input by Sub-Committees
- Defining roles and responsibilities and finalizing communications toolkit
- CERF Kickoff in Sacramento for all Regions March 22-23

Two Months – (Effective from date contract is signed with Fiscal agent)

- Awardees must submit the **Planning Phase Plan within the first two months** of the Planning Phase (SFP Page 60) . Includes:
 - The structure of the HRTCs, including the **governance structure (roles only) (OE & Governance will need collaboration coupled with input from the HRTC)**. Final governance structure due within 90 days.
 - The plans with estimated expenses for the following: Convening the Collaboratives and an inclusive regional planning process and developing a comprehensive plan for the region's High Road transition. This includes a plan and timeline for **conducting the analyses and developing the roadmap** defined in this solicitation.

March 31, 2023 - (Date will be extended due to contracting delays, new date TBD)

- Awardees must submit the **Regional summary report** (SFP Page 12/60) . The Regional Plan includes two parts:
 - Part 1 - **Snapshot of socio-economic conditions (Research)** in the region: mapping stakeholders, providing a regional summary, and conducting analyses.
 - Part 2 - **Establish a forward-looking economic development and transition roadmap.**

**The LA County CERF HRTC
has convened and/or
facilitated the support of 300
plus
organizations/community
partners and 400 plus
individual stakeholders
throughout the county
which includes
representation from all
entities identified in the SFP.**

Please visit:
www.laedc.org/CERF
for the full list of partners.

| |
|---|
| Labor organizations |
| Employers, businesses, and business associations |
| Grassroots and community-based organizations, community organizers, and community members |
| Government agencies |
| Economic development agencies |
| Philanthropic organizations |
| Education and training providers |
| Workforce entities |
| Environmental justice organizations |
| Worker centers |
| Disinvested communities |
| California Native American Tribes |
| Other regional stakeholders capable of contributing to the success of the project. |

SPA 6a South LA- East Planning Area (Communities East of the 110 freeway) -

Broadway-Manchester, Florence, Florence-Firestone, Green Meadows, Willowbrook, Watts, Compton, Vernon Central, Lynwood, Rancho Dominguez, West Rancho Dominguez , East Rancho Dominguez

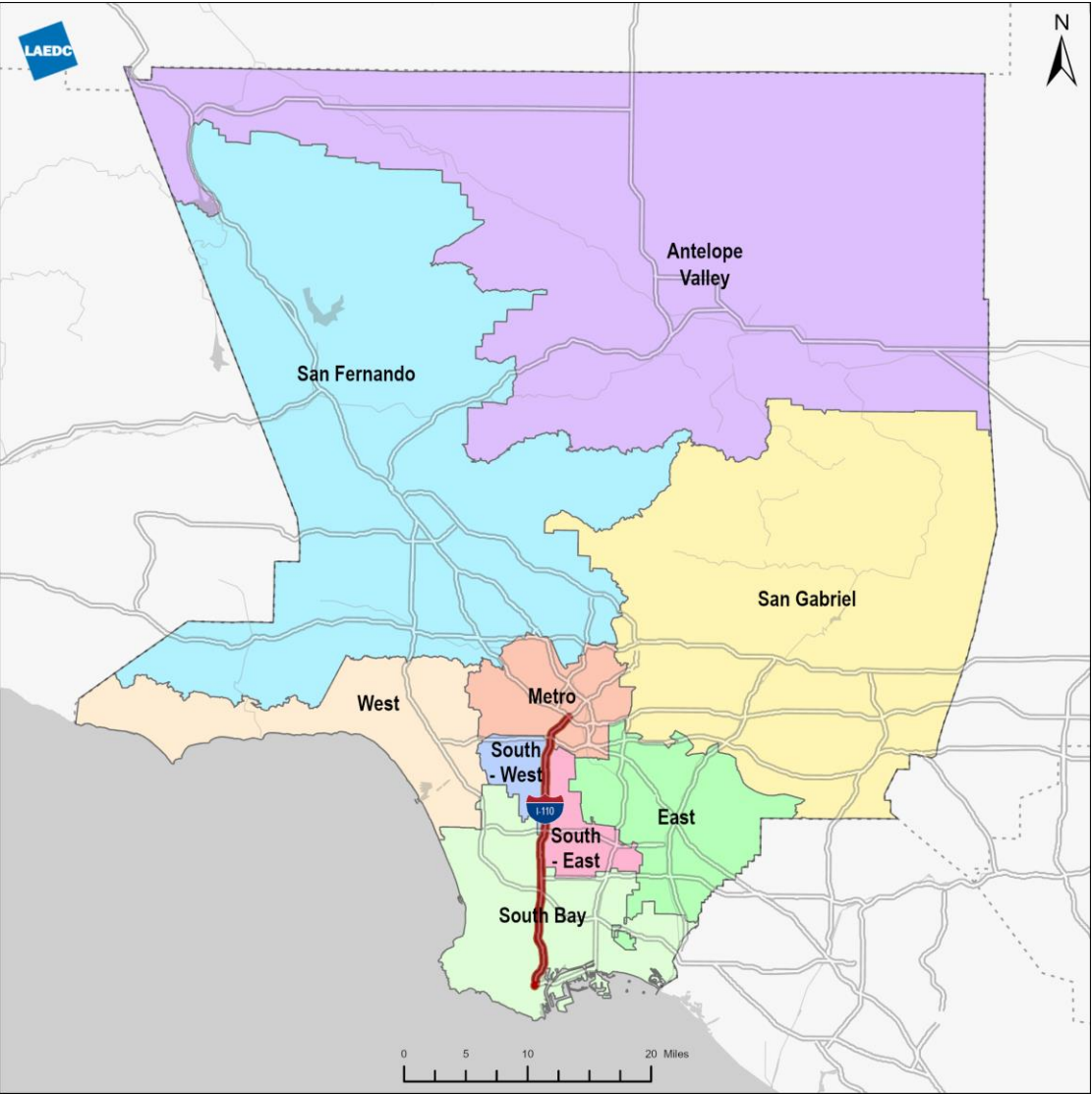
SPA 6b - South LA-West Planning Area (Communities West of the 110 freeway) -

Adams-Normandie, Athens Village†, Athens-Westmont, Baldwin Hills, Century Palms/Cove, Crenshaw, Exposition Park, Exposition, Figueroa Park Square, Gramercy Place, Harbor Gateway, Harvard Park, Hyde Park, Jefferson Park, Leimert Park, Paramount, Rosewood, Rosewood/West, South Park, University Park, Vermont Knolls, Vermont Square, Vermont Vista, View Heights, View Park/Windsor Hills, West Vernon

SPA 7 - East Los Angeles Planning Area - Artesia, Bell, Bell Gardens, Bellflower, Cerritos, City Terrace, Commerce, Cudahy, Downey, East La Mirada, East Los Angeles, East Whittier, Hawaiian Gardens, Huntington Park, La Habra Heights, La Mirada, Lakewood, Los Nietos, Maywood, Montebello, North Whittier, Norwalk, Pico Rivera, Santa Fe Springs, Signal Hill, South Gate, South Whittier, Vernon, Walnut Park, West Whittier/Los Nietos, Whittier, Whittier Narrows, Whittier Unincorporated/td

SPA 8 - South Bay Harbor Planning Area - Inglewood, La Rambla, Lawndale, Lennox, Lomita, Long Beach, Manchester Square, Manhattan Beach, Palos Verdes Estates, Rancho Dominguez, Rancho Palos Verdes, Redondo Beach, Rolling Hills, Rolling Hills Estates, San Pedro, Santa Catalina Island, Torrance, West Carson, Wilmington, Wiseburn

- ☐ SPA 1 - Antelope Valley
- ☐ SPA 2 - San Fernando
- ☐ SPA 3- San Gabriel
- ☐ SPA 4 - Metro
- ☐ SPA 5 - West
- ☐ SPA 6a - South LA/East
- ☐ SPA 6b - South LA/West
- ☐ SPA 7 - East
- ☐ SPA 8 - South Bay/Harbor



L.A. County CERF Onboarding Form


Thank you for your interest in the California Economic Resiliency Fund (CERF) supporting Los Angeles County communities most in need of access to regional economic opportunities. To learn more about the LA County HRTC, please click [here](#).

In addition by completing this onboarding form you agree with the LA County HRTC Collective Partnership Agreement Letter and goals of the LA County HRTC. What is the Collective Partnership Agreement Letter? Creating resilient regional economies will require partnership, power sharing, and a shared burden of responsibility. Traditional systems have discouraged disinvested communities from engaging in economic development and participating in decision-making. CERF aspires to disrupt business-as-usual processes and ensure disinvested communities participate in regional planning and economic development efforts. LAEDC as the Regional Convener, has invited a diverse group of stakeholders to form the initial HRTC and develop a partnership agreement letter together. HRTC members joining the Collective Partnership Agreement Letter should also consider that regional tables will evolve throughout the planning process to ensure they accurately capture the diversity of each region. The Collective Partnership Agreement Letter will be a fundamental component in developing trust, partnership, and a commitment to power-sharing among HRTC members.


Once you review the letter, please sign and upload a copy to this form. HRTC members in the Collective Partnership Agreement Letter commit to working in partnership to achieve the goals set out in the program and collectively share the weight of responsibility in creating a more inclusive, equitable, and competitive regional economy.

To access the letter template please visit: <https://laedc.org/cerf/> then go to the Meetings and Recaps section titled "LA County CERF Collective


GIS SPA Finder Map



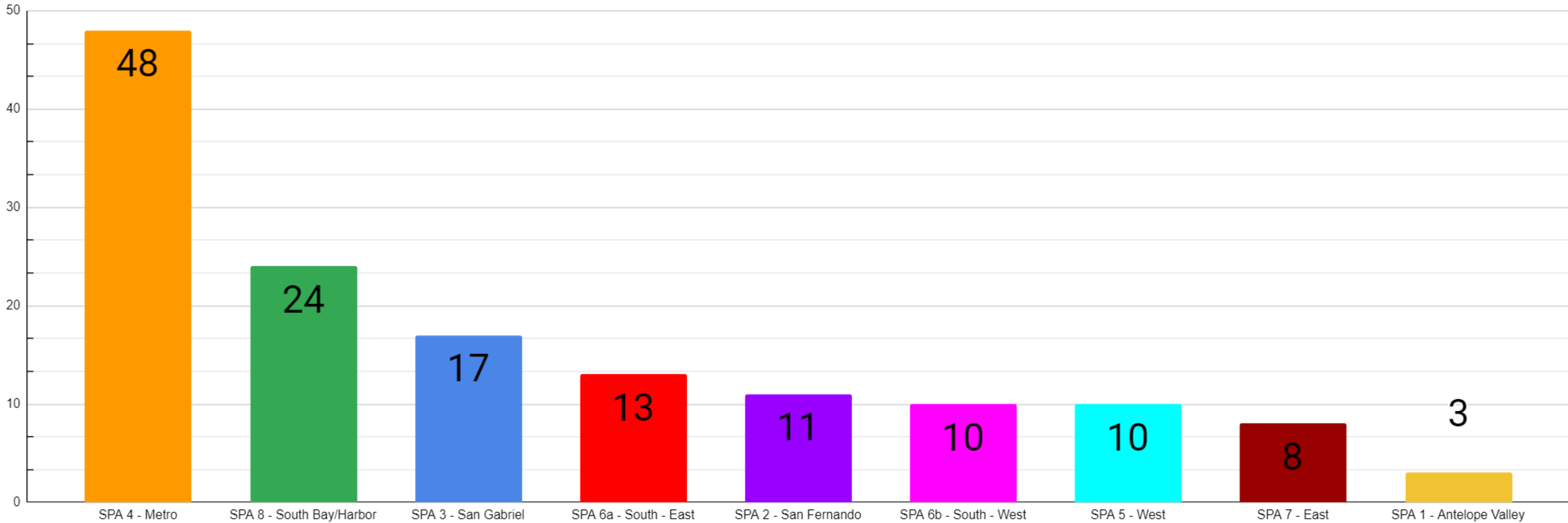
| Stakeholder Count | 2/21/23 |
|---|---------|
| Number of Organizations Officially Onboarded (CERF Collective Partnership Agreement submitted) | 193 |
| Total Number of Organizations Engaged | 321 |



| LA HRTC Members | | |
|--|-----|--------|
| # of HRTC Members (fully executed & data) | 136 | 70.47% |
| # of HRTC Members Executed (data incomplete) | 57 | 29.53% |
| Total HRTC Member Count | 193 | 100% |



Geographic Breakdown of LA HRTC Members by SPA



Stakeholder Entity Type Data

*This data represents the LA HRTC Partners that have provided their entity type through the Onboarding Form

| Entity Type | # |
|---|----|
| Grassroots and Community-Based Organizations, Community Organizers, & Community Members | 40 |
| Employers, Businesses, and Business Associations | 22 |
| Education and Training Providers | 21 |
| Government Agencies | 15 |
| Economic Development Agencies | 15 |
| Disinvested Communities | 10 |
| Workforce Entities | 7 |
| Environmental Justice Organizations | 5 |
| Labor Organizations | 3 |
| Worker Centers | 2 |
| Philanthropic Organizations | 2 |
| California Native American Tribes | 1 |

Become a member of the LA HRTC



Submit an Onboarding Form and a CERF
Collective Partnership Agreement Letter



For questions regarding your organization's
onboarding status, email CERF@laedc.org

Outreach and Communication Tools

- **CERF LA HRTC FACT SHEET**
- **EMAIL RECRUITMENT TEMPLATE**

**Resources are located:
laedc.org/cerf**

L.A. County CERF HRTC Upcoming Meeting Dates

**Governance
Committee –**
TBD

**Outreach &
Engagement
Committee –**
March 1 3pm

**HRTC Bi-
Weekly
Meeting –**
March 10 9am



LOS ANGELES COUNTY
ECONOMIC DEVELOPMENT CORPORATION

Collaboratively Advancing Growth and Prosperity for All

Thank you!

For more info, please visit:
www.laedc.org/cerf

Questions can be directed to
cerf@laedc.org.

A large circular graphic on the right side of the slide. The top half of the circle features a green sign with white text that reads 'Los Angeles COUNTY LINE'. The sign is mounted on wooden posts. The bottom half of the circle shows a city skyline with several tall buildings, including the Los Angeles City Hall, and palm trees in the foreground.

Los Angeles
COUNTY LINE