




British
Consulate-General
Los Angeles



WORLD TRADE CENTER®
LOS ANGELES

UNITED KINGDOM FOREIGN DIRECT INVESTMENT IN CALIFORNIA

IN PARTNERSHIP WITH
THE BRITISH CONSULATE GENERAL IN LOS ANGELES



FOREWORD

UNITED KINGDOM FOREIGN DIRECT INVESTMENT IN CALIFORNIA

Dear Reader,

It is great to be partnering once more with the World Trade Centre Los Angeles. As such, we are delighted to introduce the third iteration of their report on the United Kingdom's Foreign Direct Investment in California. An initiative of the UK's Department for International Trade and the British Consulate in Los Angeles, this annual report paints for us all a helpful picture of the scale and resilience of the investments made by UK companies across the whole of the Golden State.

The UK continues to be the second largest foreign investor in California, whether measured by the number of companies present here, or the number of jobs created and supported by those investments. Nearly 100,000 people in this State work for one of the more than 2,300 UK enterprises that have chosen to set up in California. Together, these companies have created a diverse and extensive footprint across the State.

Added to this, the report reminds us that some \$8.3bn of trade in goods takes place between us, with around three times that value amount in trade in services.

We find it really helpful to have the level of granularity of data that this report compiles, drilling down into the county level to demonstrate the range of industries and locations where UK companies can be found. These business links have remained remarkably resilient through the travails of the pandemic. As we face challenging economic and political headwinds over the months ahead, we are mindful that, behind each data point there is a human story.

Through this report, we celebrate the business acumen of our corporations and the talent, creativity and skills of their employees, as they seek to grow their operations. In this way, they provide a very real and practical illustration of the strong and enduring relationship that exists between the UK and California. We are especially proud of our shared commitment to achieving net zero and want to spotlight our collaborations in support of sustainable growth.

The UK Government is committed to supporting foreign investment and facilitating continued business growth between California and the UK. In an increasingly data-driven world, we trust you will find valuable insights about our commercial endeavours in this report.



Emma Wade-Smith OBE
*His Majesty's Trade Commissioner
for North America and Consul
General New York*



Emily Cloke
*His Majesty's Consul
General Los Angeles*





Table of Contents

- 03** Introduction
- 04** California Overview
- 06** UK Investment in California by Region and Industry
- 12** Los Angeles County Overview
- 14** Orange County Overview
- 16** San Diego County Overview
- 18** San Francisco County Overview
- 20** Santa Clara County Overview
- 22** Alameda County Overview
- 24** Ventura County Overview
- 26** San Mateo County Overview
- 28** Kern County Overview
- 30** San Bernadino Overview
- 32** Riverside Overview
- 34** Contra Costa Overview
- 36** Bilateral Goods Trade between California and the United Kingdom





INTRODUCTION

Since its creation, the World Trade Center Los Angeles (WTCLA) has been a prominent source of reporting on the impacts of foreign direct investment (FDI) in the state of California, providing important data and analysis for counties across the state. Foreign direct investment remains a critical component of the California economy even in uncertain times, and the importance of the United Kingdom remains undiminished. According to our 2022 report, the UK is once again the second-largest supporter of foreign investment in California by firms and jobs supported. Investment is not concentrated in one region but rather spread across the state, as the United Kingdom is also the second-largest foreign employer in all three subregions: Southern California, Bay Area and Greater California.

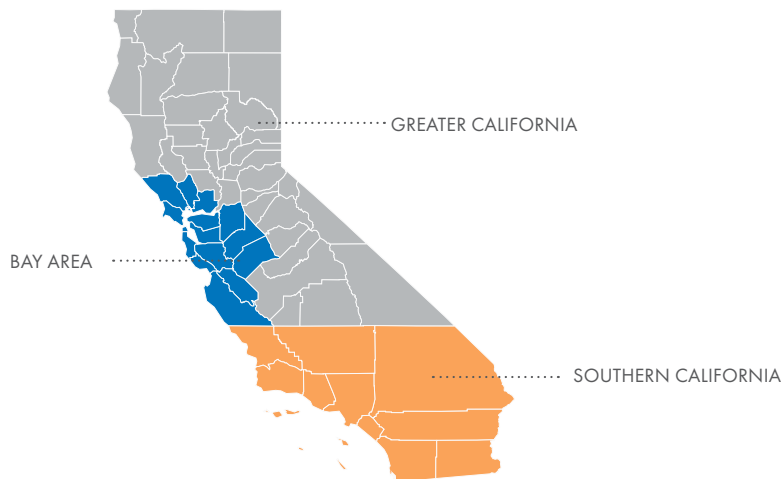
The 2022 WTCLA Foreign Direct Investment in California report shows that foreign direct investment from the United Kingdom supports 94,601 jobs in the state of California across 2,358 establishments, with an estimated \$9.4 billion in wages paid to California workers. About 65,000 of these jobs came from the ten-county Southern California region, with 26,000 located in the Bay Area as well. The largest sectors by employment for investment from UK FOEs are still professional and business services and manufacturing; however, this year information has joined the five largest sectors while transportation, warehousing and utilities falls to sixth.

This report is estimated to show the full extent of the COVID-19 pandemic's impact on foreign direct investment in California. Nearly every country witnessed a decrease in the number of jobs and firms since the previous report, with overall employment declining by over 73,000 year-over-year. Employment by UK FOEs in particular fell by about 5,600, about a 5.6 percent decrease in jobs compared to a 10.4 percent decrease across all FOE employment in California. In light of these numbers, it appears that firms from the United Kingdom have been more resilient than the average over the past twelve months, with a significantly smaller proportion of employment lost to the pandemic.

Although new economic challenges – namely rising inflation rates and fears of a pending recession – have come to the forefront in 2022, it is expected that the number of jobs supported in California by the United Kingdom will soon begin to rise again. Ties between the two partners remain strong, and California continues to be a great location for the development of new business ventures across the entire spectrum of industry sectors due to its extremely diverse economy. In this report, the WTCLA has once again partnered with the Consulate General of the United Kingdom in Los Angeles to illustrate the economic ties between California and the United Kingdom in 2022. The report includes an updated look at the industry sectors occupied most prominently by UK foreign-owned enterprises, county-level business and geographic analysis for the locations with the highest level of investment and a rundown of major businesses from the United Kingdom that operate in California counties.

CALIFORNIA OVERVIEW

There are 2,358 foreign-owned enterprises from the United Kingdom located in the Golden State, with homes in 45 of California's 58 counties. 1,319 of these firms are located in the Southern California region, accounting for 68.6 percent of UK FOE employment. Another 827 firms operate within the fifteen-county Bay Area region with 27.6 percent of employment, while 212 enterprises are located in the Greater California region and support over 3,600 FOE jobs. The United Kingdom is a major investor in all three of these locations.



REGIONAL BREAKDOWN

This year's report continues the practices established in the previous report on foreign direct investment from the United Kingdom, by breaking the counties of California into three major regions. The breakdown of these regions is illustrated in the map above.





Foreign-owned enterprises and their employment by industry and geography.



UNITED KINGDOM

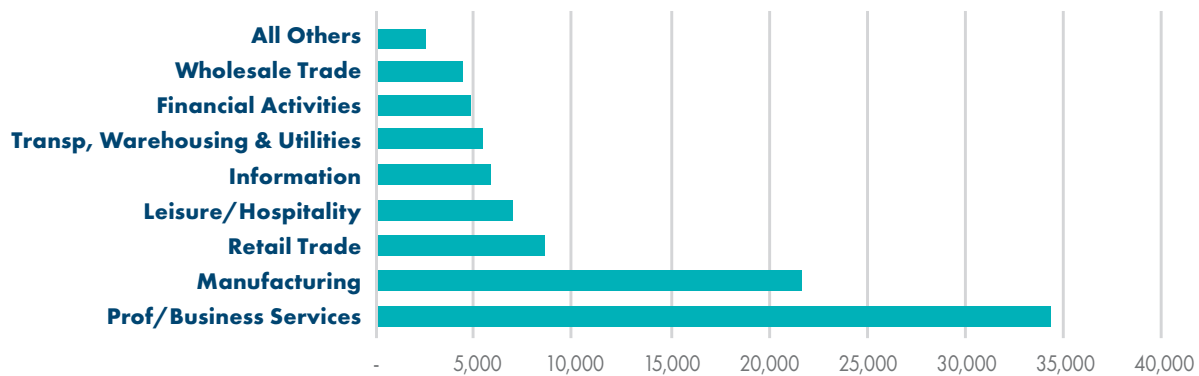
FOREIGN-OWNED ENTERPRISES (FOEs)

FOE JOBS
94,601

FOE FIRMS
2,358

ESTIMATED WAGES (\$ MILLIONS)
\$9,363

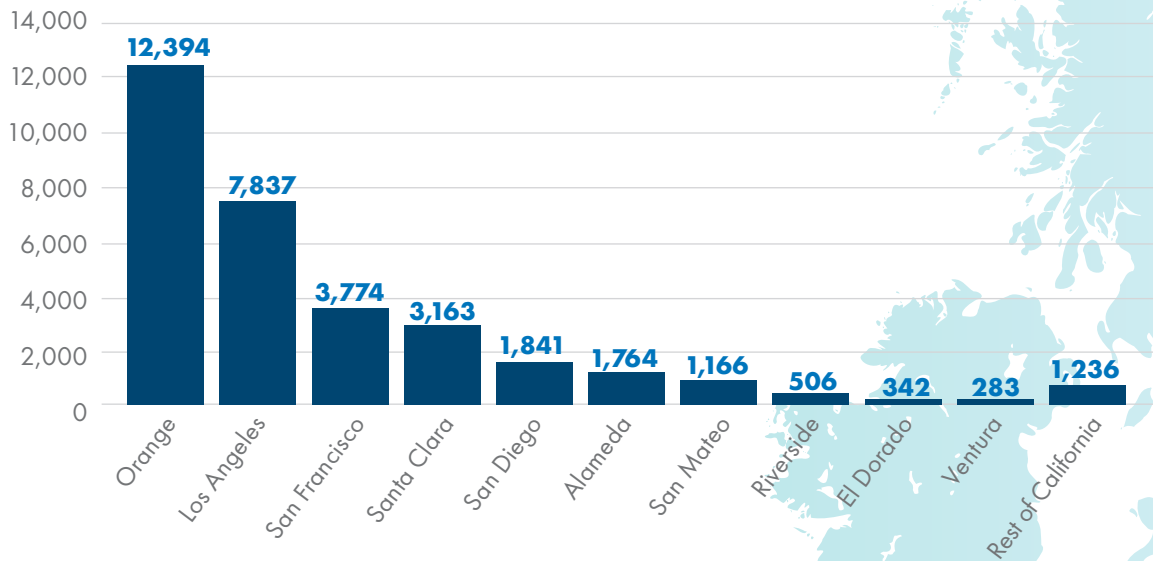
UK FOE JOBS BY SECTOR



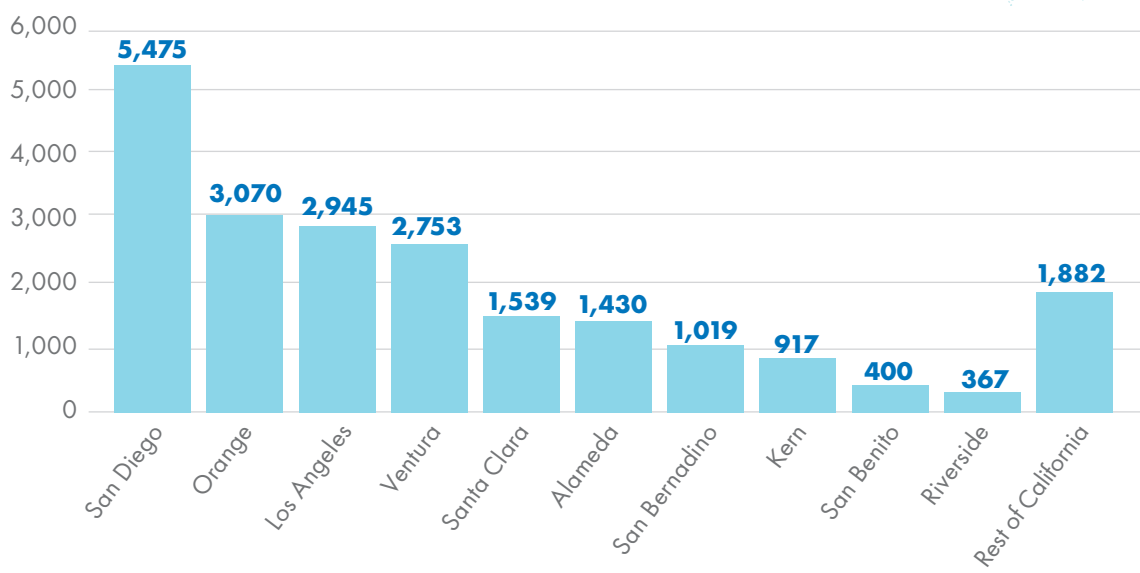
UK FOEs BY CALIFORNIA REGION

County	Jobs	% of All FOE Jobs	Firms	Est. Wages (\$Millions)
Bay Area	26,099	27.6%	827	2,692.9
Southern California	64,869	68.6%	1,319	5,743.1
Greater California	3,633	3.8%	212	451.9
TOTAL	94,601	100%	2,358	9,363

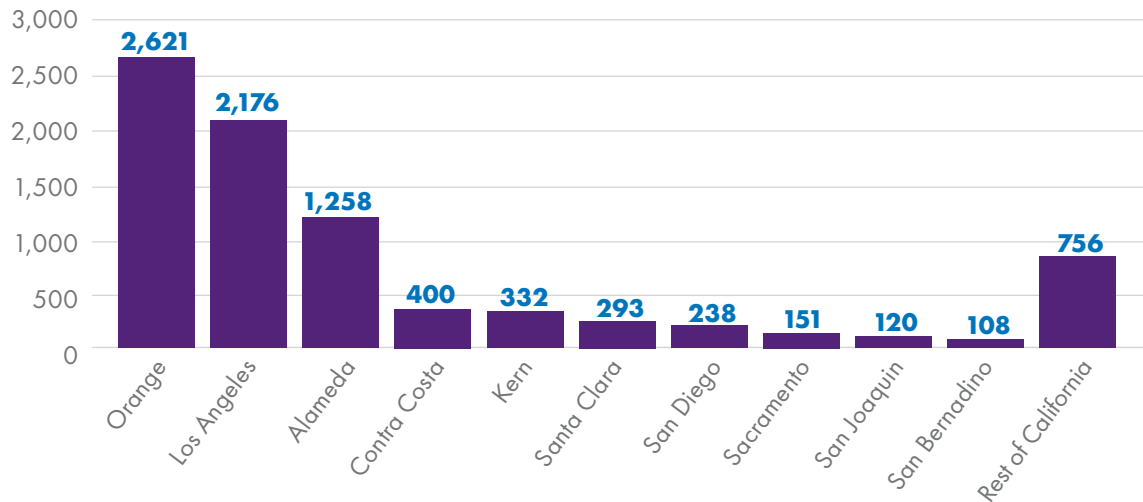
TOP 10 COUNTIES FOR FOE EMPLOYMENT IN Professional and Business Services, UK



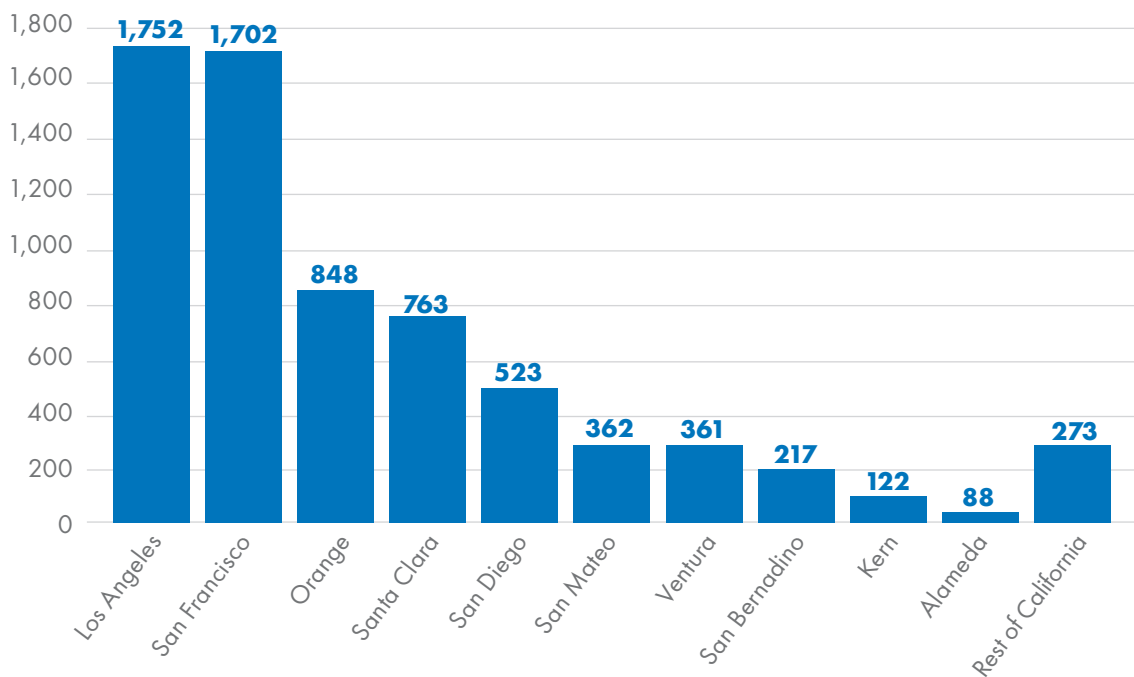
TOP 10 COUNTIES FOR FDI EMPLOYMENT IN Manufacturing, UK



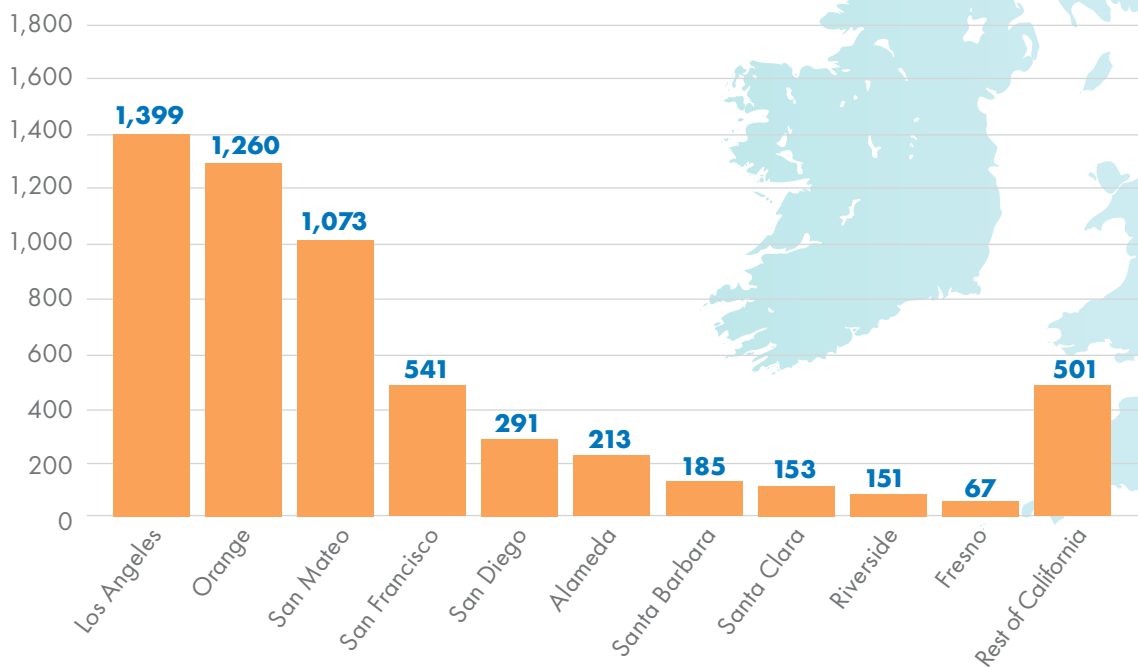
TOP 10 COUNTIES FOR FOE EMPLOYMENT IN Retail Trade, UK



TOP 10 COUNTIES FOR FOE EMPLOYMENT IN Employment in Leisure and Hospitality, UK



TOP 10 COUNTIES FOR FDI IN Leisure and Hospitality, UK



TOP SUB-INDUSTRIES FOR INVESTMENT

Below the top-level industries are smaller subindustries into which individual businesses are classified based on their function. The top fifteen subindustries for investment from UK foreign-owned enterprises are as shown in the following exhibit.

CREDIT BUREAUS comprises establishments primarily engaged in compiling information, such as credit and employment histories, and providing the information to financial institutions, retailers, and others who have a need to evaluate the creditworthiness of individuals and businesses. In California, the largest such firm from the United Kingdom is Experian Information Solutions.

OTHER GASOLINE STATIONS comprises establishments known as gasoline stations (except those with convenience stores) primarily engaged in retailing automotive fuels or retailing these fuels in combination with activities, such as providing repair services, selling automotive oils, replacement parts, and accessories or providing food services. This includes major corporations such as British Petroleum which has a significant footprint in the Golden State.

OFFICES OF CERTIFIED PUBLIC ACCOUNTANTS comprises establishments of accountants that are certified to audit the accounting records of public and private organizations and to attest to compliance with generally accepted accounting practices. Offices of certified public accountants may provide auditing of financial statements, designing of accounting systems, preparation of financial statements, development of budgets and advice on matters related to accounting. These establishments may also provide related services, such as bookkeeping, tax return preparation, and payroll processing.

TOP 5 SUB-INDUSTRIES FOR INVESTMENT by Employment

Credit Bureaus	8,400
Other Gasoline Stations	4,665
Offices of Certified Public Accountants	3,877
Custom Computer Programming Services	3,407
Hotels (except Casino Hotels) and Motels	2,947
Other Electronic Component Manufacturing	2,463
Other Accounting Services	2,140
Computer Systems Design Services	2,082
Software Publishers	2,010
Deep Sea Passenger Transportation	2,000
Other Aircraft Parts and Auxiliary Equipment	
Manufacturing	1,973
Security Guards and Patrol Services	1,768
Engineering Services	1,726
Offices of Real Estate Agents and Brokers	1,689
Food Service Contractors	1,650

TOP UK EMPLOYERS IN CALIFORNIA

The United Kingdom has a wide range of important multinationals invested in the state of California. This section details the top forty such foreign-owned enterprises by their employment of California workers. Experian Corporation is the largest employer by far, followed by Princess Cruise Lines and Deloitte. With over 900 different UK companies employing workers in the Golden State in at least one location, spanning the entire range of industry sectors, the footprint of the United Kingdom is diverse and extensive.

TOP 40 COMPANIES FOR INVESTMENT by Employment

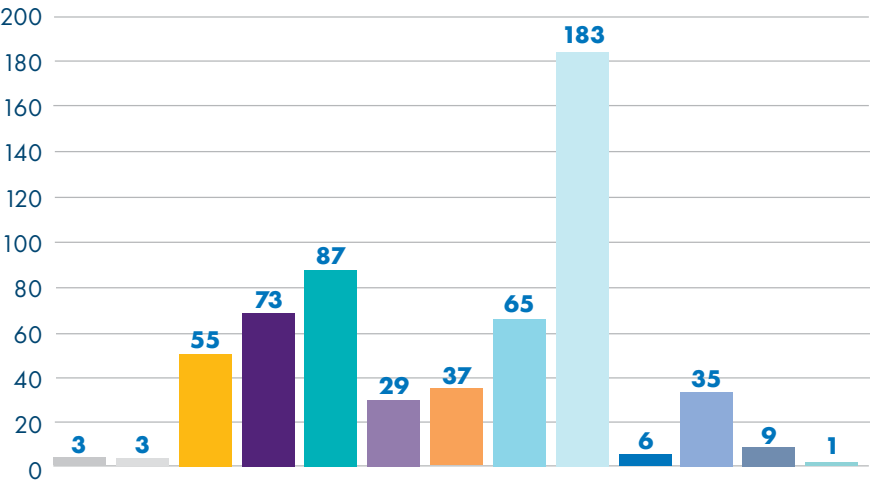
Experian Corporation.....	4,319	Regal Cinemas, Inc.	833
Experian Information Solutions, Inc.	4,018	Aeroground, Inc.	800
Princess Cruise Lines, Ltd.	3,128	BAE Systems Information and Electronic Systems Integration Inc.	772
Deloitte & Touche LLP.....	2,952	Durham School Services, L. P.	714
Compass Group USA, Inc.	2,591	GKN Aerospace Chem-Tronics Inc.	683
Atlantic Richfield Company Inc.	2,200	Edwards Theatres Circuit, Inc.	676
Smiths Detection Inc.	1,618	Bon Appetit Management Co.	654
Ernst & Young LLP.....	1,498	Greyhound Lines, Inc.	638
Kavlico Corporation	1,479	Jacuzzi Products Co.	620
Young & Rubicam LLC.....	1,469	Western Exterminator Company.....	606
HSBC Finance Corporation.....	1,396	Infonet Services Corporation.....	600
G4s Secure Solutions (USA) Inc.	1,350	Deloitte Tax LLP.....	592
BAE Systems San Diego Ship Repair Inc.	1,278	Garda CL West, Inc.	551
Cushman & Wakefield of California, Inc.	1,249	Essense	550
Aera Energy Services Company.....	1,212	BP America Inc	500
Six Continents Hotels, Inc.	1,200	Meggitt Safety Systems, Inc.	500
Senior Operations LLC.....	1,121	Rolls-Royce Corporation	500
Ferguson Enterprises, LLC.....	1,063	Kimpton Hotel & Restaurant Group LLC.....	489
BP West Coast Products LLC	953	All Others	44,551
U.S. Borax Inc.	908		
Mobica US Inc.	900		
Deloitte Consulting LLP.....	870		

Los Angeles County OVERVIEW

Los Angeles County is the top destination for foreign investment from the United Kingdom, with 23,677 jobs supported across 586 firms, with an estimated \$2.3 million in labor income earned. Los Angeles County holds the highest proportion of jobs supported by UK FDI, with the largest concentrations of employment in professional and business services, transportation, warehousing and utilities, manufacturing and retail trade. A full breakdown of employment is given in the following charts.

UK FOEs IN LA COUNTY by Industry

- Natural Resources
- Construction
- Manufacturing
- Wholesale Trade
- Retail Trade
- Transportation, Warehousing and Utilities
- Information
- Financial Activities
- Professional and Business Services
- Education and Healthcare
- Leisure and Hospitality
- Other (Personal) Services
- Government

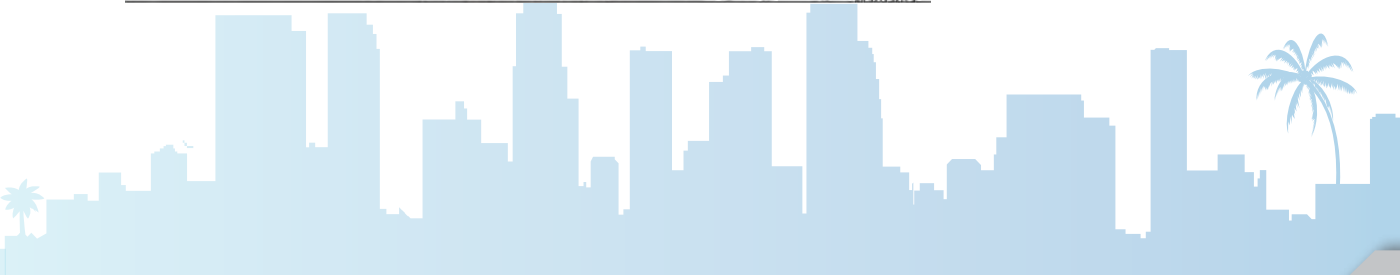


UK FOE EMPLOYMENT IN LA COUNTY by Industry



- 0% - Natural Resources
- 0% - Construction
- 13% - Manufacturing
- 8% - Wholesale Trade
- 9% - Retail Trade
- 14% - Transportation, Warehousing and Utilities
- 6% - Information
- 8% - Financial Activities
- 33% - Professional and Business Services
- 0% - Education and Healthcare
- 8% - Leisure and Hospitality
- 1% - Other (Personal) Services
- 0% - Government

Princess Cruise Lines, Ltd.	3,128
HSBC Finance Corporation	1,245
Ernst & Young LLP.....	1,004
Deloitte & Touche LLP.....	1,000
Infonet Services Corporation	600
BP West Coast Products LLC	594
Essense	550
BP America Inc	500
Levy R & H Limited Partnership	416
Greyhound Lines, Inc.	407

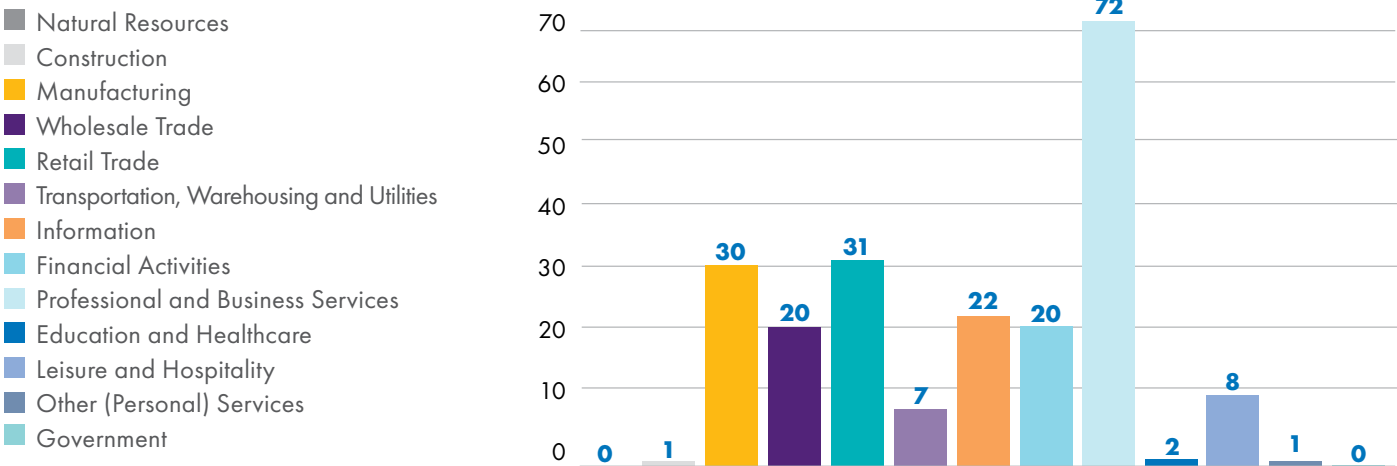


This density map shows the concentration of UK FOEs in Los Angeles County, as well as providing the individual locations of firms, where each point represents a foreign-owned enterprise from the United Kingdom. The most dense clusters of FOEs in the county reside in downtown Los Angeles and along the Hollywood to Beverly Hills strip into Santa Monica and Venice, where there is heavy activity in professional and business services.

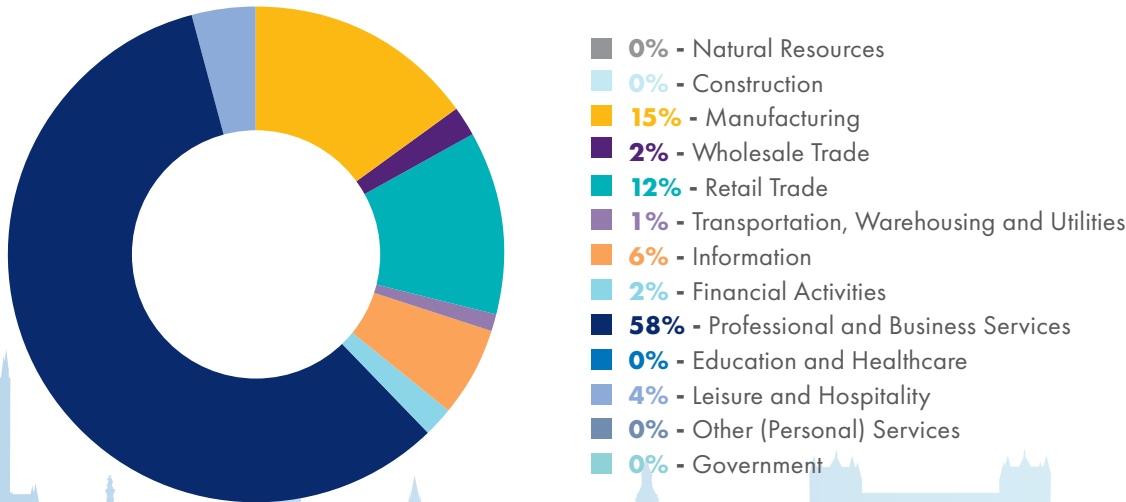
Orange County OVERVIEW

In total, foreign direct investment from the United Kingdom is responsible for 21,225 jobs across 214 firms in Orange County, making it the second-largest location for investment. Orange County and Los Angeles County are the two largest locations for investment by far, but the composition of industries in the former is quite different. UK firms have invested heavily in professional and business services, with 58 percent of employment in this sector. Manufacturing and retail trade also have significant shares of employment and overall firm count.

UK FOEs IN ORANGE COUNTY by Industry

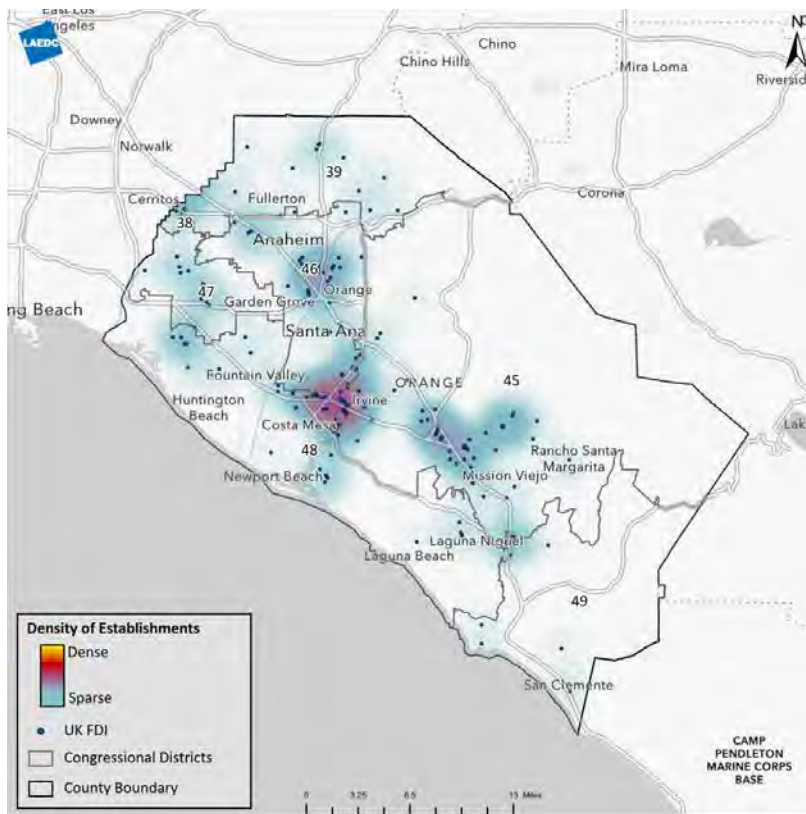


UK FOE EMPLOYMENT IN ORANGE COUNTY by Industry



TOP 10 UK EMPLOYERS IN ORANGE COUNTY

Experian Corporation	4,319
Experian Information Solutions, Inc.	3,906
Atlantic Richfield Company Inc	2,200
Young & Rubicam LLC	850
Deloitte Consulting LLP	800
Compass Group USA, Inc.	716
Deloitte & Touche LLP	700
Smiths Detection Inc.	609
Ernst & Young LLP	454
Sage Software Holdings, Inc.	400



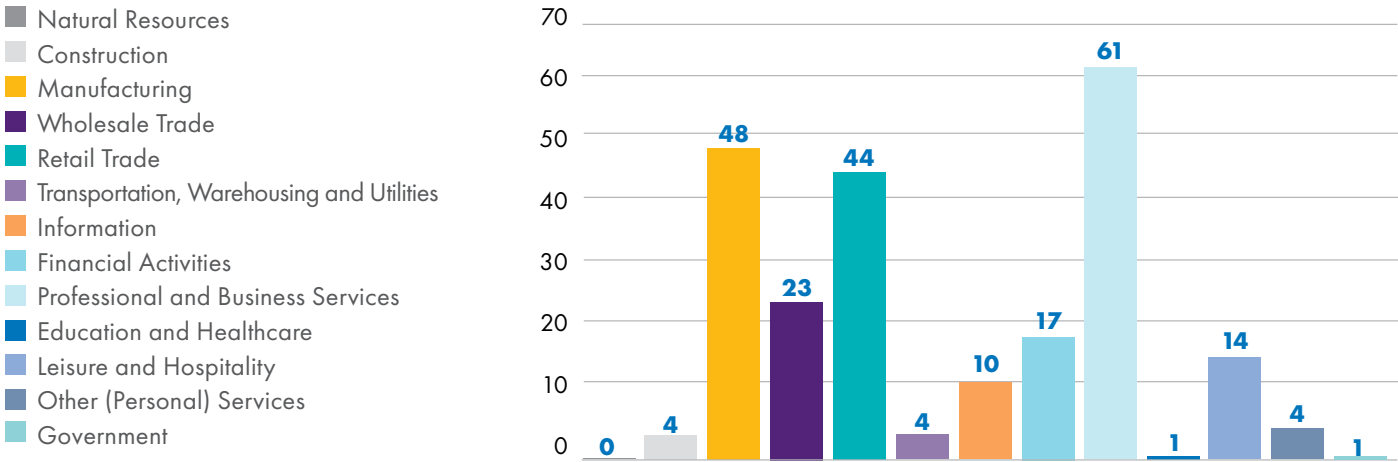
UK Foreign Direct Investment Locations within Orange County

This density map shows the concentration of UK FDI in Orange County, as well as providing the individual locations of firms, where each point represents a foreign-owned enterprise from the United Kingdom. The densest cluster of foreign firms is around the major city of Irvine, a hub for business and professional services in Orange County. There are also smaller concentrations around other cities such as Anaheim, Orange, Santa Ana and Mission Viejo.

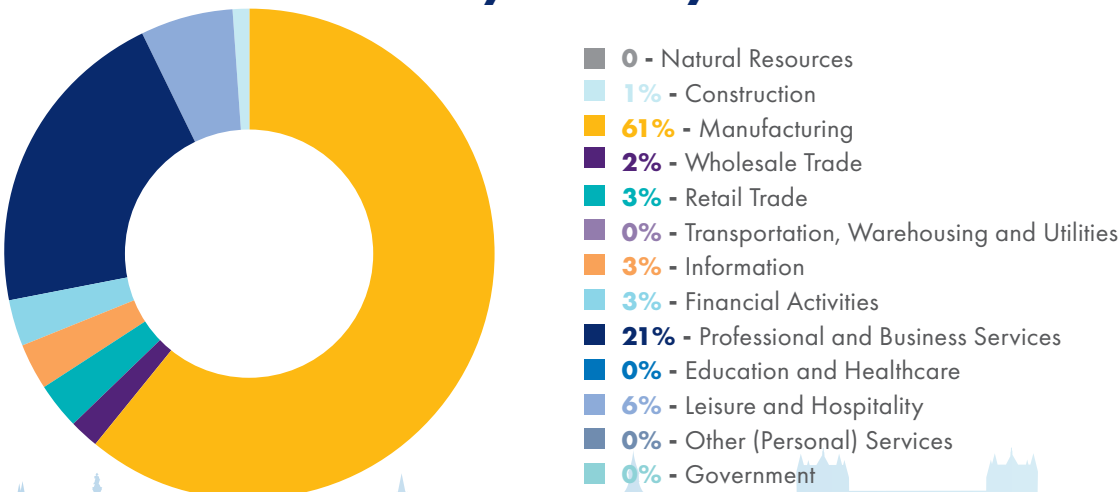
San Diego County OVERVIEW

San Diego County accounts for the third largest share of employment supported by foreign direct investment from the United Kingdom, with 8,939 employees across 231 firms. The strength of FOE employment in San Diego County lies in manufacturing, with 61 percent of total employment. Professional and business services is second with 21 percent of employment and the largest number of firms. Meanwhile, all other sectors in San Diego have notably low shares of foreign firms and employment.

UK FOEs IN SAN DIEGO COUNTY by Industry

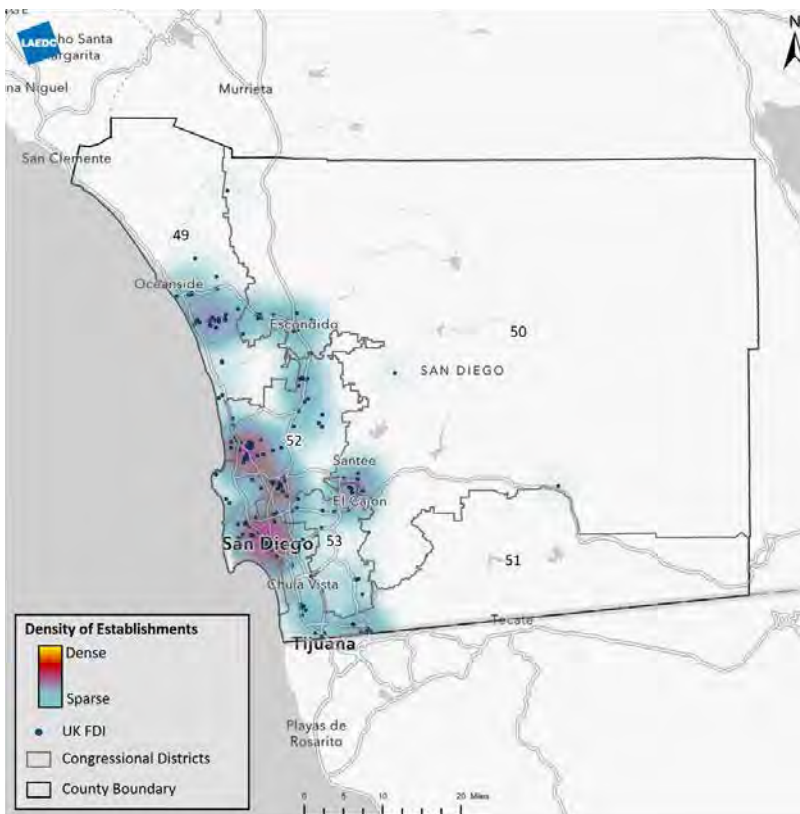


UK FOE EMPLOYMENT IN SAN DIEGO COUNTY by Industry



TOP 10 UK EMPLOYERS IN SAN DIEGO COUNTY

BAE Systems San Diego Ship Repair Inc.....	1,278
BAE Systems Information and Electronic Systems Integration Inc.	772
Senior Operations LLC.....	741
GKN Aerospace Chem-Tronics Inc.	669
Legoland California, LLC.....	400
G4s Secure Solutions (USA) Inc.....	254
Steico Industries, Inc.....	230
R. J. Reynolds Tobacco Company.....	226
Deloitte & Touche LLP.....	200
Mirum Inc.....	200



UK Foreign Direct Investment Locations within San Diego County

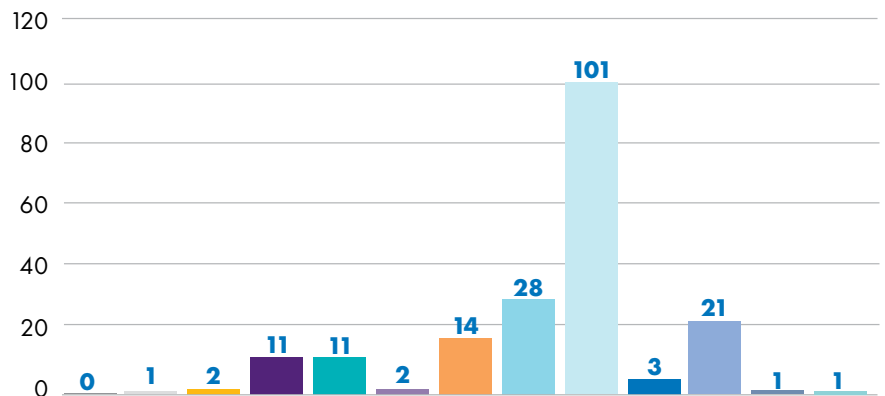
This density map shows the concentration of UK FOEs in San Diego County, as well as providing the individual locations of firms, where each point represents a foreign-owned enterprise from the United Kingdom. The density of establishments is greatest in the city of San Diego, with a secondary concentration located to the north in the Torrey Pines and Carmel Valley area. There are smaller concentrations south of Oceanside and near El Cajon.

San Francisco County

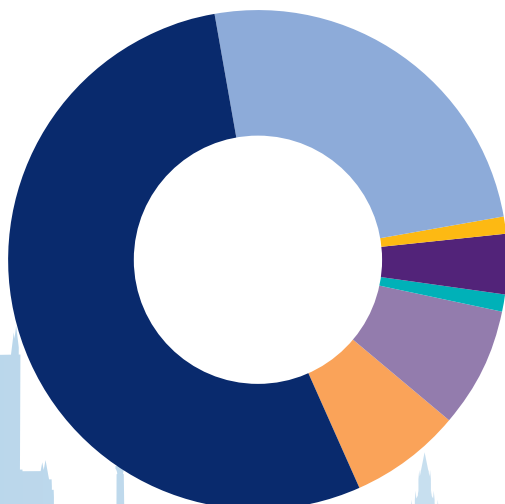
OVERVIEW

San Francisco County represents the largest location for investment in the Bay Area, with 6,951 employees and 196 firms. San Francisco County is similar to Orange County in that the majority of FOE employment comes from the professional and business services sector, with 101 firms employing close to 4,000. The leisure and hospitality is second largest by employment figures, with about 25 percent of workers in this sector. Trade and manufacturing, which had been key sources of employment in the three largest counties, are much less of an emphasis in San Francisco County.

UK FOEs IN SAN FRANCISCO COUNTY by Industry

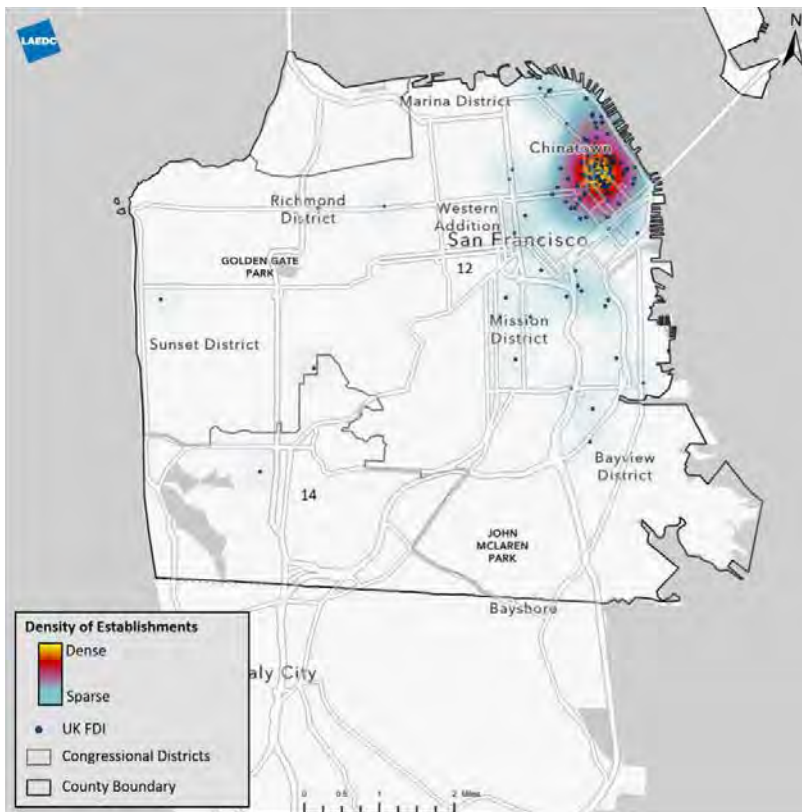


UK FOE EMPLOYMENT IN SAN FRANCISCO COUNTY by Industry



TOP 10 UK EMPLOYERS IN SAN FRANCISCO COUNTY

Six Continents Hotels, Inc	648
Kimpton Hotel & Restaurant Group LLC	489
Young & Rubicam LLC	462
Akqa, Inc.	400
Deloitte & Touche LLP	354
Refinitiv US LLC	345
Post Street Renaissance Partners, A California Limited Partnership	300
Deloitte Tax LLP.....	294
Arup North America Limited.....	200
Landor Associates International Ltd.....	200



UK Foreign Direct Investment Locations within San Francisco County

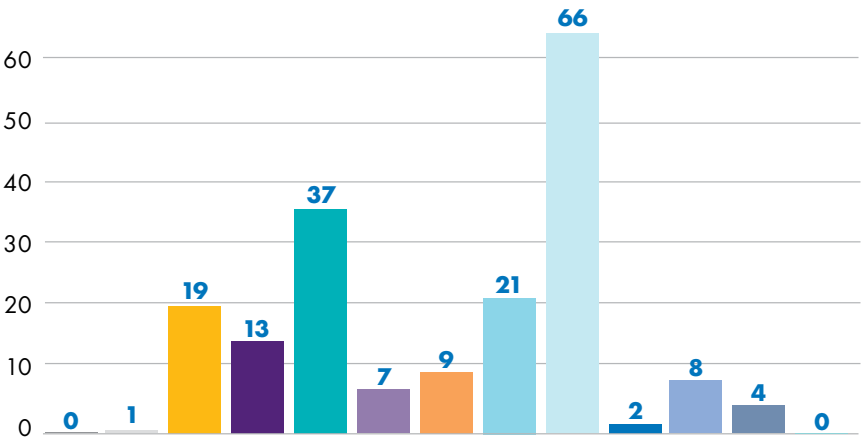
This density map shows the concentration of UK FOEs in San Francisco County, as well as providing the individual locations of firms, where each point represents a foreign-owned enterprise from the United Kingdom. There is an extremely dense cluster of firms in the Financial District of San Francisco due to the high concentration of FOEs in the professional and business services sector in this county.

Santa Clara County OVERVIEW

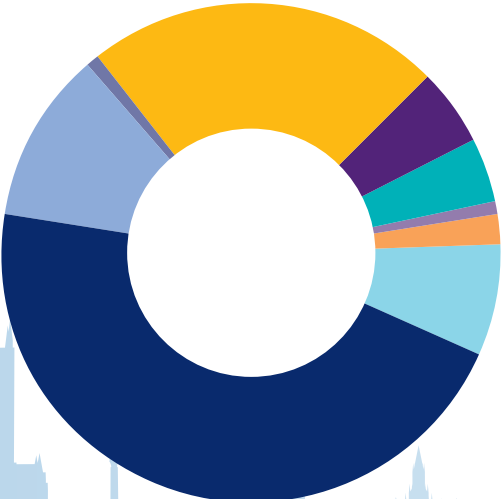
Santa Clara County is the fifth most invested in region by firms from the United Kingdom. In total, its 187 firms support 6,835 employees. As would be expected, professional and business services is the most prominent sector in this county with over 3,000 jobs supported; despite the employment impacts of the pandemic, this sector actually increased employment over the past year. Foreign firms also have a strong base in manufacturing here, with 19 firms supporting 23 percent of workers. All other sectors make up just 31 percent of employment.

UK FOEs IN SANTA CLARA COUNTY by Industry

- Natural Resources
- Construction
- Manufacturing
- Wholesale Trade
- Retail Trade
- Transportation, Warehousing and Utilities
- Information
- Financial Activities
- Professional and Business Services
- Education and Healthcare
- Leisure and Hospitality
- Other (Personal) Services
- Government



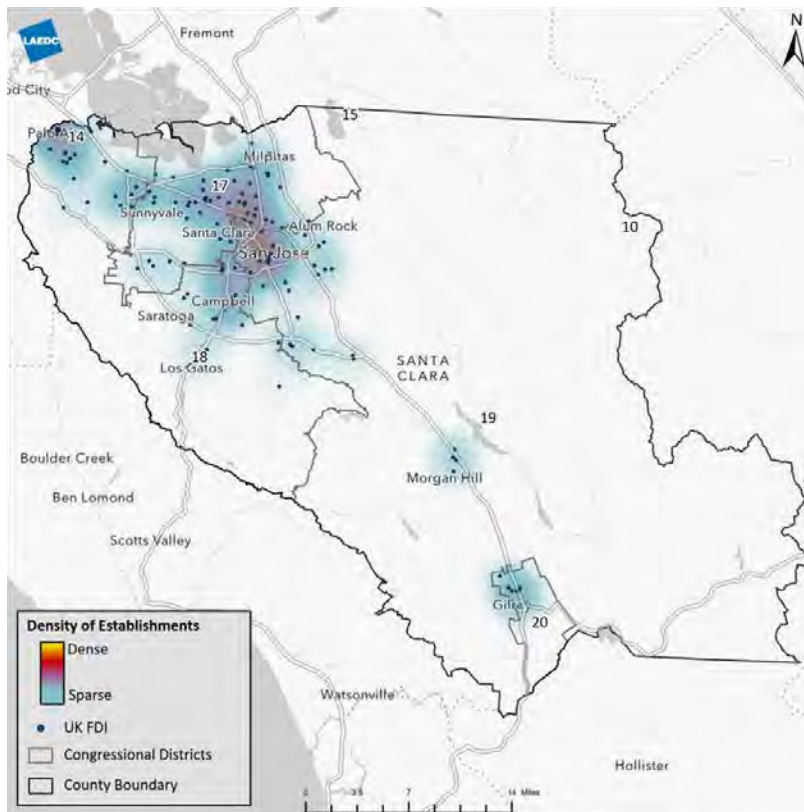
UK FOE EMPLOYMENT IN SANTA CLARA COUNTY by Industry



- 0% - Natural Resources
- 0% - Construction
- 23% - Manufacturing
- 5% - Wholesale Trade
- 4% - Retail Trade
- 1% - Transportation, Warehousing and Utilities
- 2% - Information
- 7% - Financial Activities
- 46% - Professional and Business Services
- 0% - Education and Healthcare
- 11% - Leisure and Hospitality
- 1% - Other (Personal) Services
- 0% - Government

TOP 10 UK EMPLOYERS IN SANTA CLARA COUNTY

Mobica US Inc.	900
Compass Group USA, Inc.	651
Deloitte & Touche LLP	450
BAE Systems Land & Armaments L.P.	407
Sperasoft, Inc.	375
Content Guru Inc.	300
Deloitte Tax LLP	294
Medimmune, LLC	275
Arm, Inc.	270
Dialog Semiconductor, Inc.	263



UK Foreign Direct Investment Locations within Santa Clara County

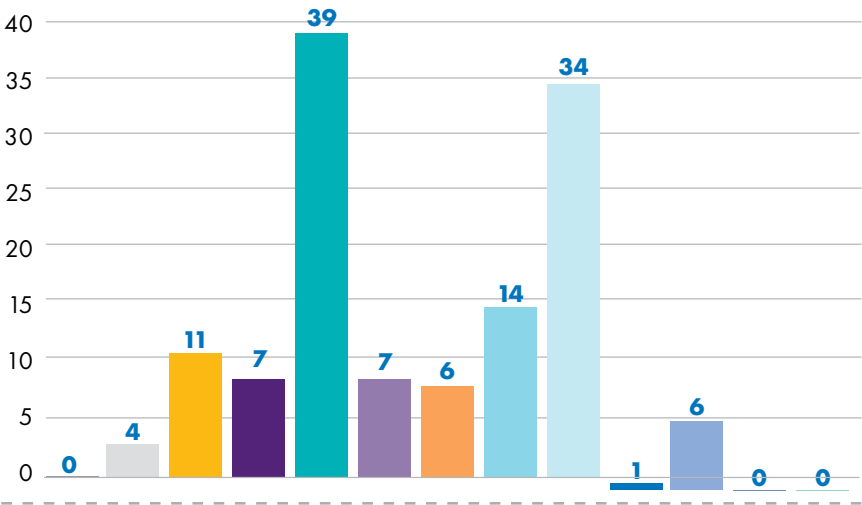
This density map shows the concentration of UK FOEs in Santa Clara County, as well as providing the individual locations of firms, where each point represents a foreign-owned enterprise from the United Kingdom. The densest cluster of establishments is centered around the city of San Jose, the nexus of business and finance in the region. A smaller concentration is in the northwest corner of the county around Palo Alto, a worldwide hub for technology.

Alameda County OVERVIEW

Alameda County, located to the east of San Francisco County and northeast of Santa Clara County, remains the sixth largest in terms of foreign investment from UK firms. The county has a diverse range of foreign-owned enterprises: 34 firms in professional and business services contributing roughly 1,760 jobs (an increase of around 500 workers from the prior year), eleven manufacturing firms that support over 1,400 workers and 39 retail trade firms with over 1,200 workers. After these three sectors, UK FOEs have a relatively small footprint in Alameda County. The county actually gained nearly 1,000 workers at FOEs over the past year, with total employment now reaching over 5,000.

UK FOEs IN ALAMEDA COUNTY by Industry

- Natural Resources
- Construction
- Manufacturing
- Wholesale Trade
- Retail Trade
- Transportation, Warehousing and Utilities
- Information
- Financial Activities
- Professional and Business Services
- Education and Healthcare
- Leisure and Hospitality
- Other (Personal) Services
- Government



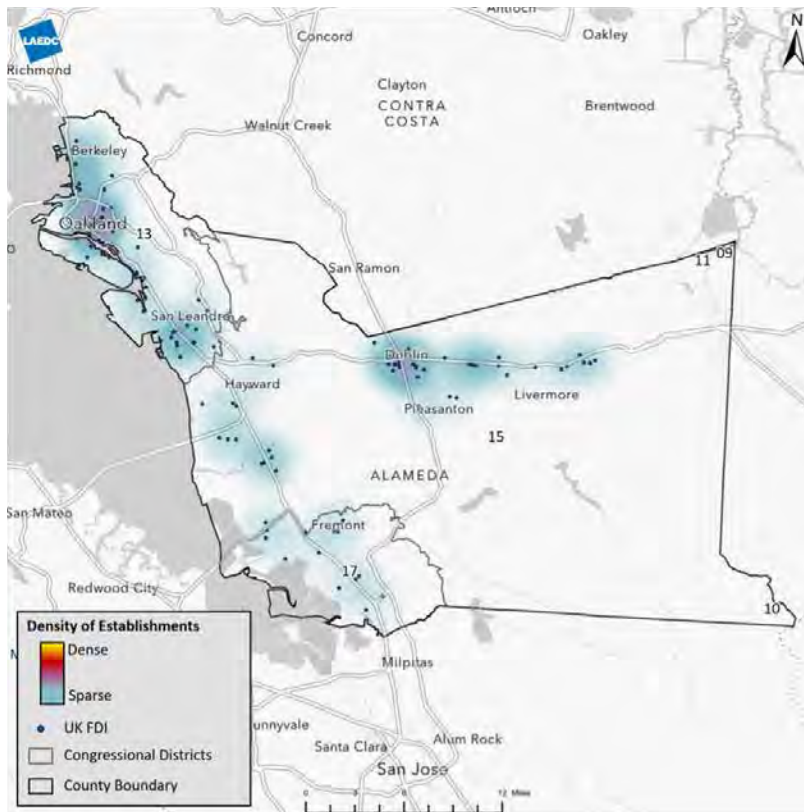
UK FOE EMPLOYMENT IN ALAMEDA COUNTY by Industry



- 0% - Natural Resources
- 1% - Construction
- 28% - Manufacturing
- 1% - Wholesale Trade
- 25% - Retail Trade
- 2% - Transportation, Warehousing and Utilities
- 4% - Information
- 2% - Financial Activities
- 35% - Professional and Business Services
- 0% - Education and Healthcare
- 2% - Leisure and Hospitality
- 0% - Other (Personal) Services
- 0% - Government

TOP 10 UK EMPLOYERS IN ALAMEDA COUNTY

Smiths Detection Inc.	1,009
Compass Group USA, Inc.....	554
Rolls-Royce Corporation	500
Osisoft, LLC.....	418
Innovative Interfaces Incorporated	350
Deloitte & Touche LLP.....	244
Morgan Advanced Ceramics, Inc.....	175
Wood Environment & Infrastructure Solutions, Inc.	150
Telecom Technology Services Incorporated	130
Saba Software, Inc.	100



UK Foreign Direct Investment Locations within Alameda County

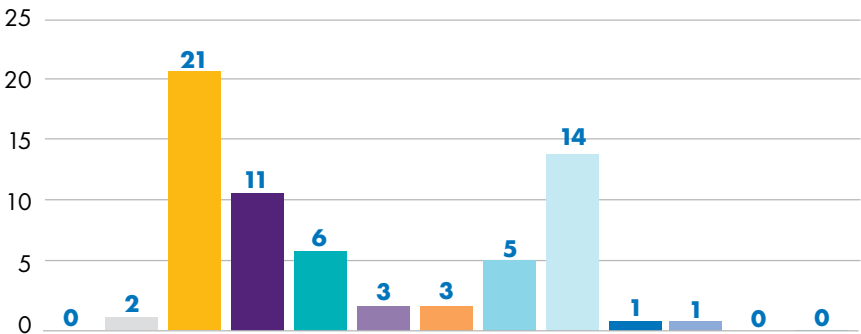
This density map shows the concentration of UK FOEs in Alameda County, as well as providing the individual locations of firms, where each point represents a foreign-owned enterprise from the United Kingdom. The largest city of Oakland has the greatest density of firms, with smaller concentrations around San Leandro and Dublin. Most of the FOEs in this region are located along the 880 freeway running north to south.

Ventura County OVERVIEW

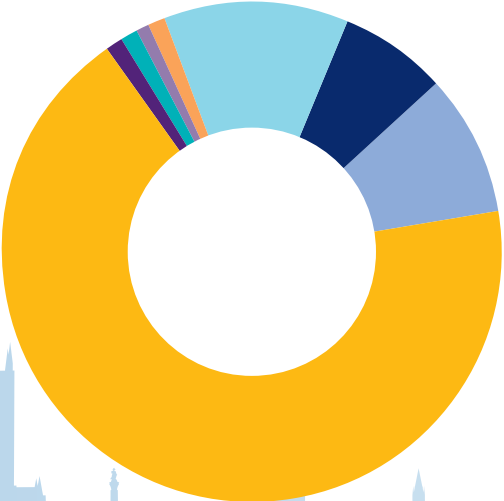
Ventura County is located to the northwest of Los Angeles County along the Pacific Coast, and supports 4,072 employees within 67 foreign-owned enterprises from the United Kingdom; the county gained nearly 700 workers in the past year. Manufacturing is not as dominant as it had been in the prior year, but it still accounts for 68 percent of employment and nearly a third of the firms. There have been some employment gains in financial activities and leisure and hospitality, which are now the second and third largest industries, respectively.

UK FOEs IN VENTURA COUNTY by Industry

- Natural Resources
- Construction
- Manufacturing
- Wholesale Trade
- Retail Trade
- Transportation, Warehousing and Utilities
- Information
- Financial Activities
- Professional and Business Services
- Education and Healthcare
- Leisure and Hospitality
- Other (Personal) Services
- Government



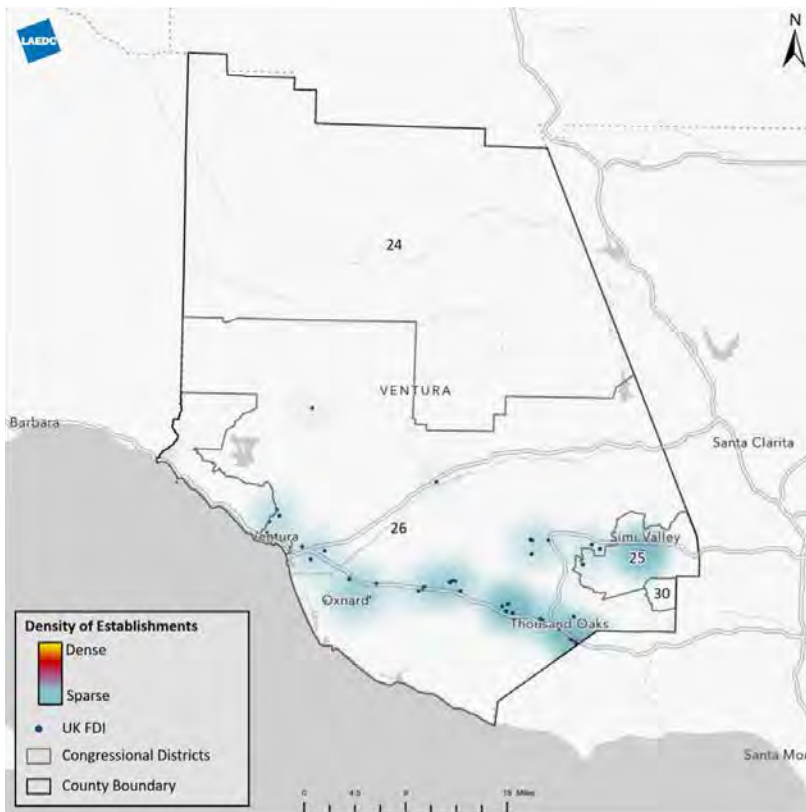
UK FOE EMPLOYMENT IN VENTURA COUNTY by Industry



- 0% - Natural Resources
- 0% - Construction
- 68% - Manufacturing
- 1% - Wholesale Trade
- 1% - Retail Trade
- 1% - Transportation, Warehousing and Utilities
- 1% - Information
- 12% - Financial Activities
- 7% - Professional and Business Services
- 0% - Education and Healthcare
- 9% - Leisure and Hospitality
- 0% - Other (Personal) Services
- 0% - Government

TOP 10 UK EMPLOYERS IN VENTURA COUNTY

Kavlico Corporation	1,390
Meggitt Safety Systems, Inc.....	500
Cushman & Wakefield of California, Inc.	400
Compass Group USA, Inc.....	361
Meggitt-USA, Inc.....	148
Carros Sensors & Systems Company, LLC.....	125
G4s Secure Solutions (USA) Inc.	119
Cool-Pak, LLC	85
Gooch and Housego (California) LLC.....	80
Custom Sensors & Technologies, Inc.	77



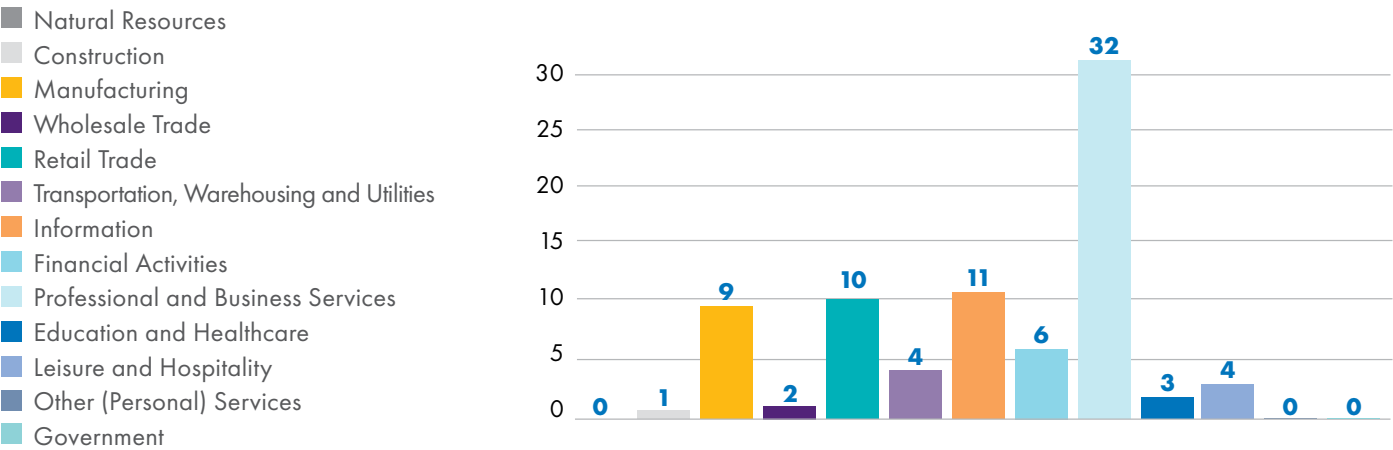
UK Foreign Direct Investment Locations within Ventura County

This density map shows the concentration of UK FOEs in Ventura County, as well as providing the individual locations of firms, where each point represents a foreign-owned enterprise from the United Kingdom. The cities along the 110 freeway, including Thousand Oaks, Ventura and Oxnard, have the highest density of firms from the United Kingdom. The remainder of the county is taken up by Los Padres National Forest in the north, where there are no establishments of any kind.

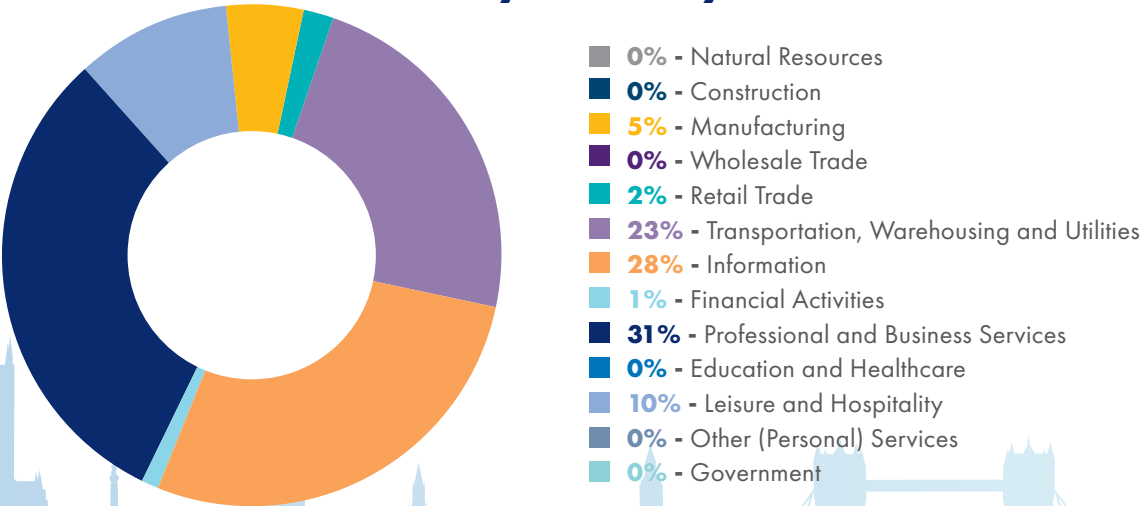
San Mateo County OVERVIEW

San Mateo County, another key component of the Bay Area region, is home to 82 foreign-owned enterprises from the United Kingdom with 3,822 jobs. San Mateo’s heaviest employment concentrations are in professional and business services with nearly 1,200 workers and information with close to 1,100 employees. Trade and manufacturing only play a minor role here.

UK FOEs IN SAN MATEO COUNTY by Industry

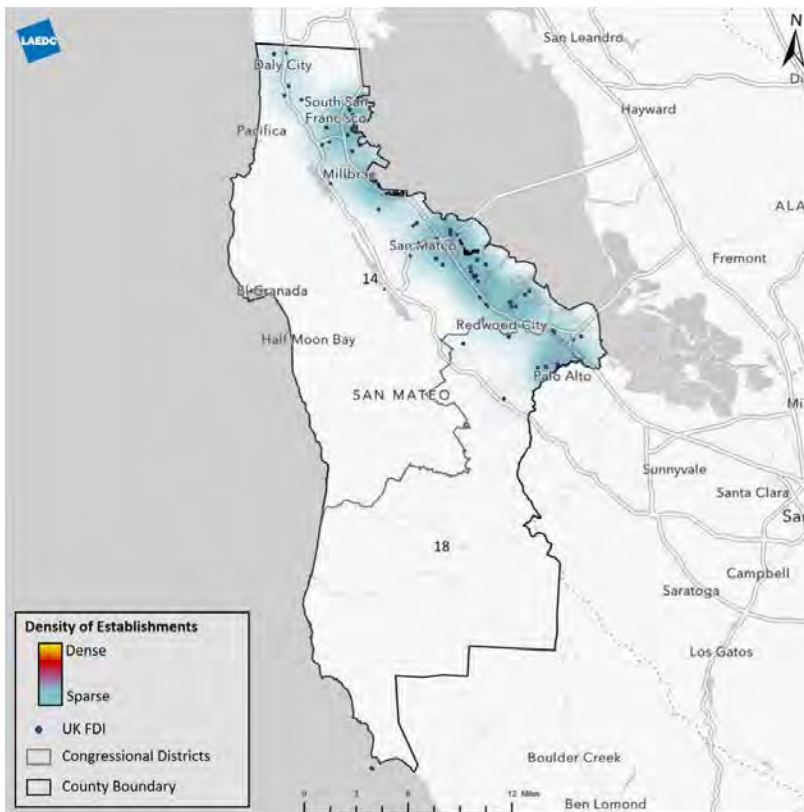


UK FOE EMPLOYMENT IN SAN MATEO COUNTY by Industry



TOP 10 UK EMPLOYERS IN SAN MATEO COUNTY

Aeroground, Inc.	800
Genesys Cloud Services, Inc.	450
Bon Appetit Management Co.	344
Sage Software, Inc.	245
Isheriff, Inc.	235
Eat Club Inc.	220
Informatica LLC	202
Synarc Inc.	153
Vindicia, Inc.	135
Epitomics Inc.	112



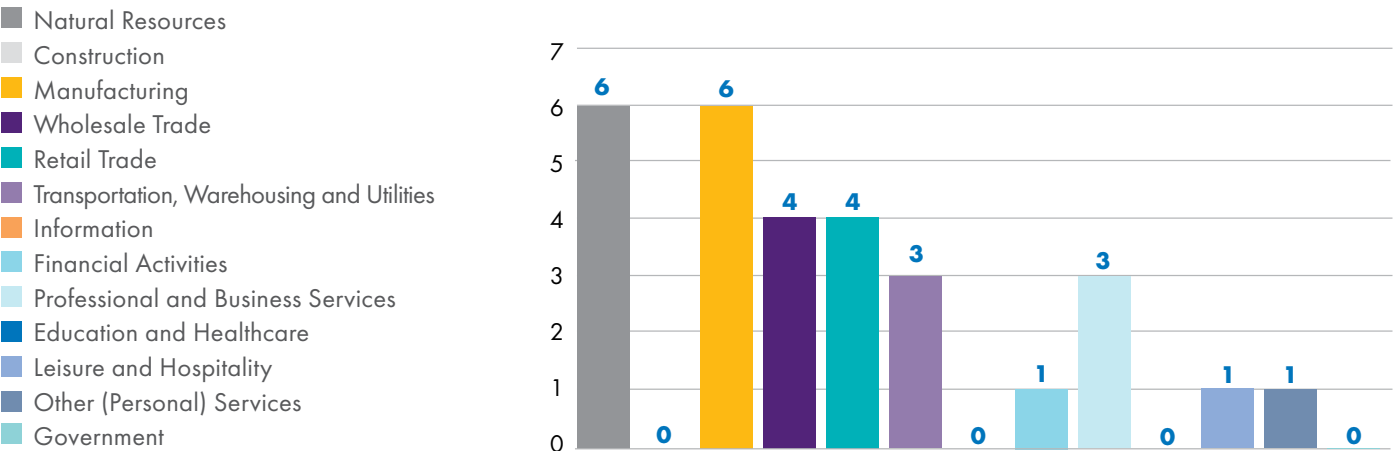
UK Foreign Direct Investment Locations within San Mateo County

This density map shows the concentration of UK FOEs in San Mateo County, as well as providing the individual locations of firms, where each point represents a foreign-owned enterprise from the United Kingdom. The firms are densest in the cities along the coast, where major freeways provide easy transit from San Francisco to San Jose and everywhere in between. In particular, we can see locations in Redwood City, San Mateo, South San Francisco and Palo Alto. The southern reaches of the county, which are reserved for state parks and natural preserves, have no investment locations.

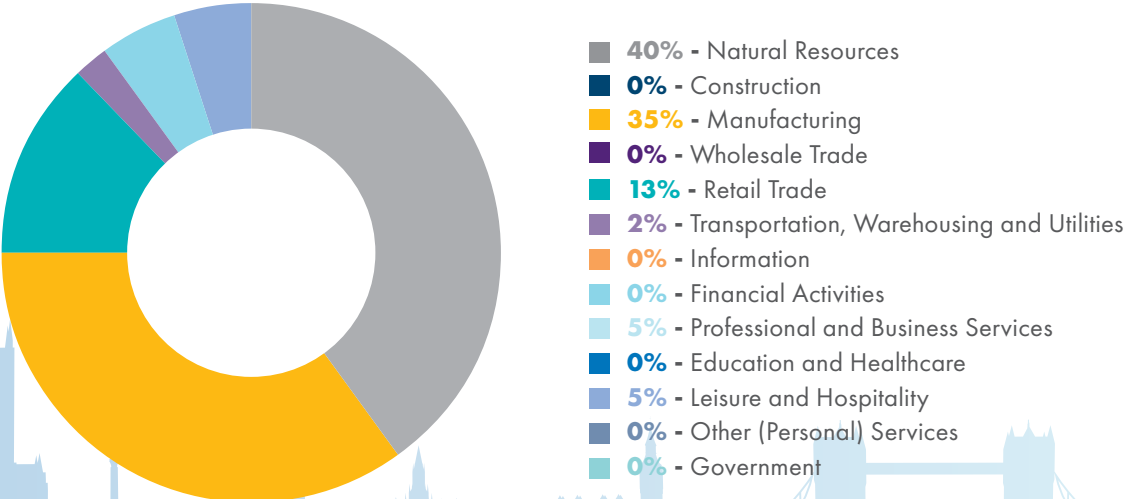
Kern County OVERVIEW

Kern County makes up a large proportion of California’s agricultural base, due to its location at the southern end of the Central Valley. As such, Kern’s highest proportion of UK FOE employment comes from the natural resources sector, which includes farming and agriculture. 1,045 workers are employed in this sector across six locations. Kern County’s other strength is in manufacturing, where six firms from the United Kingdom support a further 900 employees. Other smaller concentrations of employees are present in retail trade, professional and business services and leisure and hospitality. In total, firms from the United Kingdom have 29 locations in Kern County with 2,630 total workers supported; overall employment in this county dropped by 400 year-over-year.

UK FOEs IN KERN COUNTY by Industry

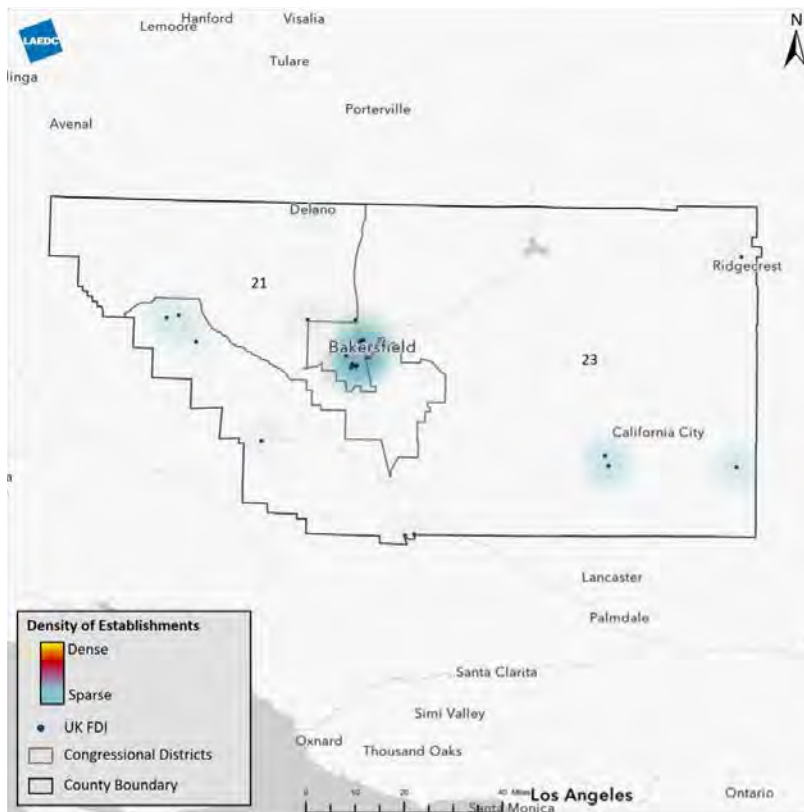


UK FOE EMPLOYMENT IN KERN COUNTY by Industry



TOP 10 UK EMPLOYERS IN KERN COUNTY

Aera Energy Services Company.....	1,182
U.S. Borax Inc.	900
Rio Tinto Minerals Inc.....	150
G4s Secure Solutions (USA) Inc.	125
Six Continents Hotels, Inc.....	122
Greyhound Lines, Inc.....	28
The Finish Line Inc.....	25
United States Cold Storage, Inc.....	23
Western Exterminator Company.....	10
Ferguson Enterprises, LLC	10



UK Foreign Direct Investment Locations within Kern County

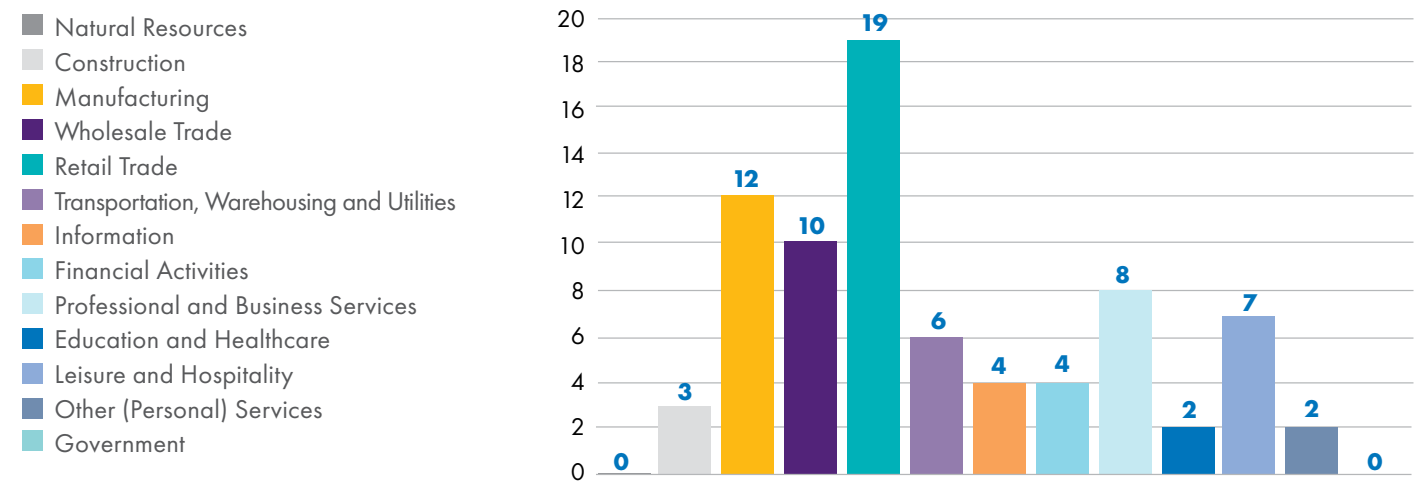
This density map shows the concentration of UK FOEs in Kern County, as well as providing the individual locations of firms, where each point represents a foreign-owned enterprise from the United Kingdom. The population of Kern County is quite dispersed, and as a result there is only one major concentration of UK FOEs, located in the city of Bakersfield. Aside from a few individual locations throughout the county, there are no other dense areas for investment.

San Bernardino

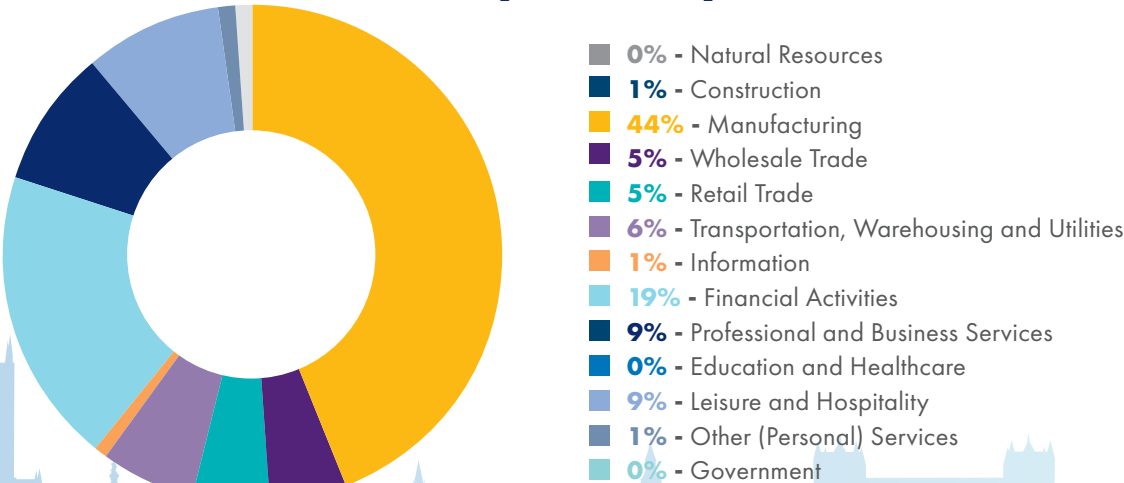
OVERVIEW

The tenth-largest county for foreign direct investment is San Bernardino County, located to the east of Los Angeles County. San Bernardino has 77 firms from the United Kingdom with 2,301 employees. 44 percent of employment lies in the manufacturing sector, a slight decline from the prior year but enough to keep it the largest sector by far. There is another concentration in financial activities with over 400 employees, while professional and business services and leisure and hospitality are the third and fourth largest by employment.

UK FOEs IN SAN BERNARDINO COUNTY by Industry

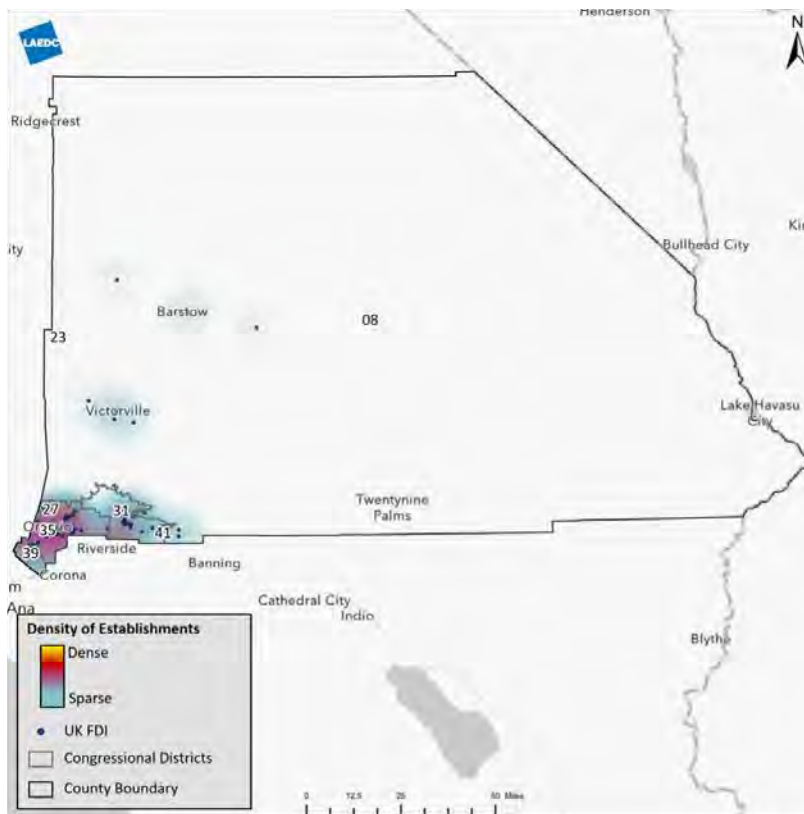


UK FOE EMPLOYMENT IN SAN BERNARDINO COUNTY by Industry



TOP 10 UK EMPLOYERS IN SAN BERNADINO COUNTY

Jacuzzi Products Co.....	620
Cushman & Wakefield of California, Inc.....	422
Amcor Rigid Packaging USA, LLC.....	175
Six Continents Hotels, Inc.....	128
Bon Appetit Management Co.	126
Jacuzzi Inc.....	110
Menzies Aviation (Texas), Inc.....	92
Bunzl Retail Services, LLC.....	78
Jacuzzi Brands LLC.....	54
Inter-Continental Hotels Corporation.....	47



UK Foreign Direct Investment Locations within San Bernadino County

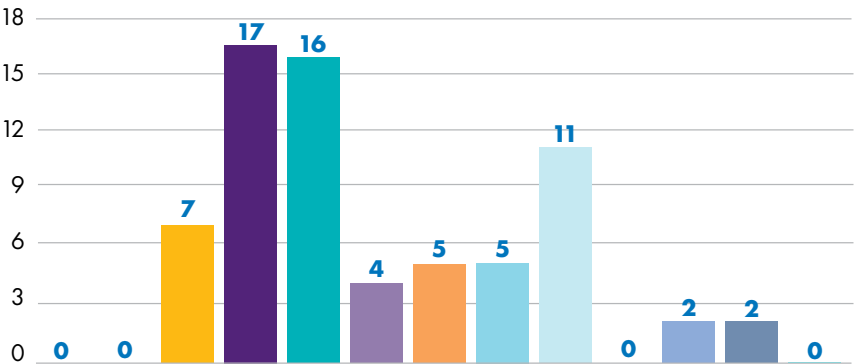
This density map shows the concentration of UK FOEs in San Bernardino County, as well as providing the individual locations of firms, where each point represents a foreign-owned enterprise from the United Kingdom. There are dense clusters of UK FOEs around the major cities of Riverside, Ontario and Corona, with a scarce amount of investment anywhere else.

Riverside County OVERVIEW

This year, we expand our reach to include the top twelve counties by employment, which adds the counties of Riverside and Contra Costa to our analysis. Riverside County, to the east of Orange County, supports 1,313 jobs across 69 foreign-owned enterprises. The key concentrations are in professional and business services, with 39 percent of employment, and manufacturing, with 28 percent. Despite only having 15 percent of employment combined, wholesale and retail trade make up almost half of the firms in Riverside County at 33.

UK FOEs IN RIVERSIDE COUNTY by Industry

- Natural Resources
- Construction
- Manufacturing
- Wholesale Trade
- Retail Trade
- Transportation, Warehousing and Utilities
- Information
- Financial Activities
- Professional and Business Services
- Education and Healthcare
- Leisure and Hospitality
- Other (Personal) Services
- Government



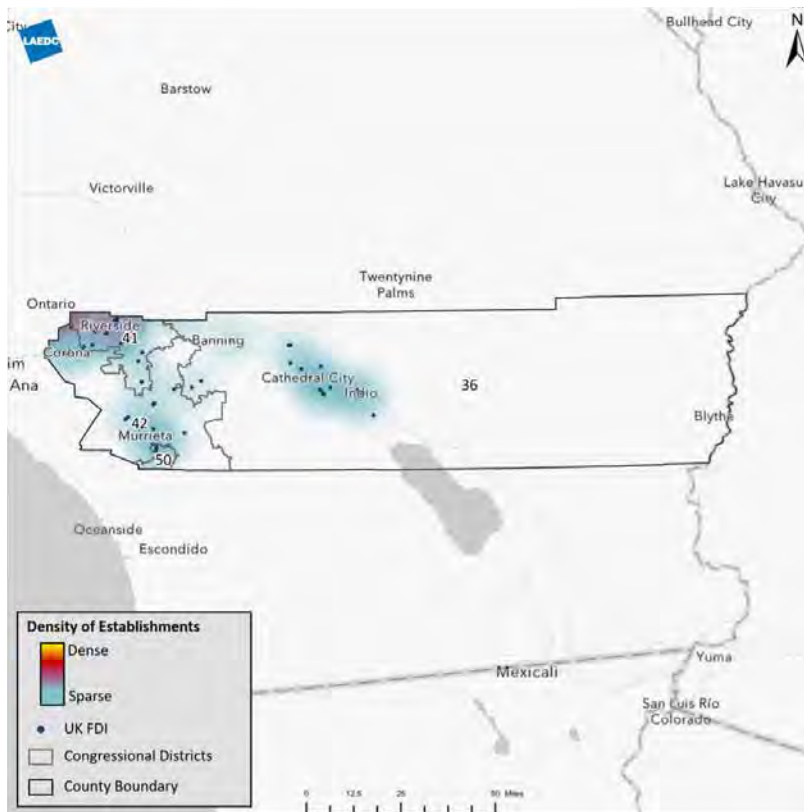
UK FOE EMPLOYMENT IN RIVERSIDE COUNTY by Industry



- 0% - Natural Resources
- 0% - Construction
- 28% - Manufacturing
- 9% - Wholesale Trade
- 6% - Retail Trade
- 2% - Transportation, Warehousing and Utilities
- 11% - Information
- 2% - Financial Activities
- 39% - Professional and Business Services
- 0% - Education and Healthcare
- 2% - Leisure and Hospitality
- 1% - Other (Personal) Services
- 0% - Government

TOP 10 UK EMPLOYERS IN RIVERSIDE COUNTY

G4s Secure Solutions (USA) Inc.	300
Luxfer Inc.	286
Amec Foster Wheeler E&C Services, Inc.	113
Regal Cinemas, Inc.	89
Edwards Theatres Circuit, Inc.	62
Ferguson Enterprises, LLC	54
Western Exterminator Company.	46
Ferguson Fire & Fabrication, Inc.	34
Wood Environment & Infrastructure Solutions, Inc.	31
Ba Holdings, Inc.	30



UK Foreign Direct Investment Locations within Riverside County

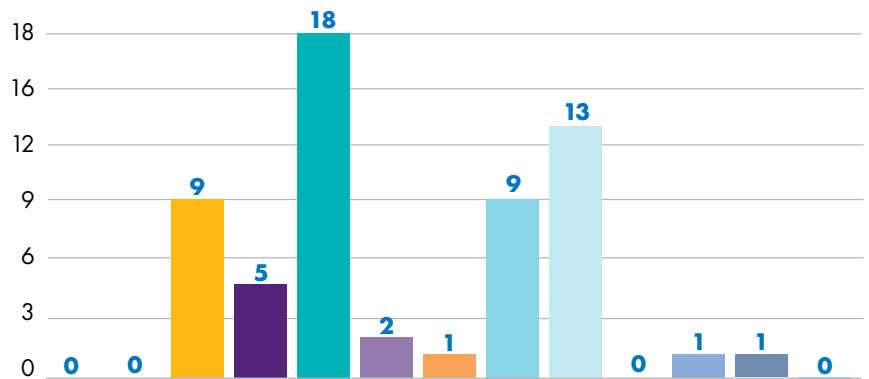
This density map shows the concentration of UK FOEs in Riverside County, as well as providing the individual locations of firms, where each point represents a foreign-owned enterprise from the United Kingdom. There is a major cluster in the northwest corner of the county around the city of Riverside, with smaller clusters in the Indio region and by Murrieta.

Contra Costa County OVERVIEW

Contra Costa County is located on the eastern side of the San Francisco Bay, and supports 1,100 jobs at 59 foreign-owned enterprises. This is the first county where retail trade is the largest sector, with 400 jobs accounting for 36 percent of employment and 18 firms. Manufacturing and professional and business services are the other major industries in this county.

UK FOEs IN CONTRA COSTA COUNTY by Industry

- Natural Resources
- Construction
- Manufacturing
- Wholesale Trade
- Retail Trade
- Transportation, Warehousing and Utilities
- Information
- Financial Activities
- Professional and Business Services
- Education and Healthcare
- Leisure and Hospitality
- Other (Personal) Services
- Government



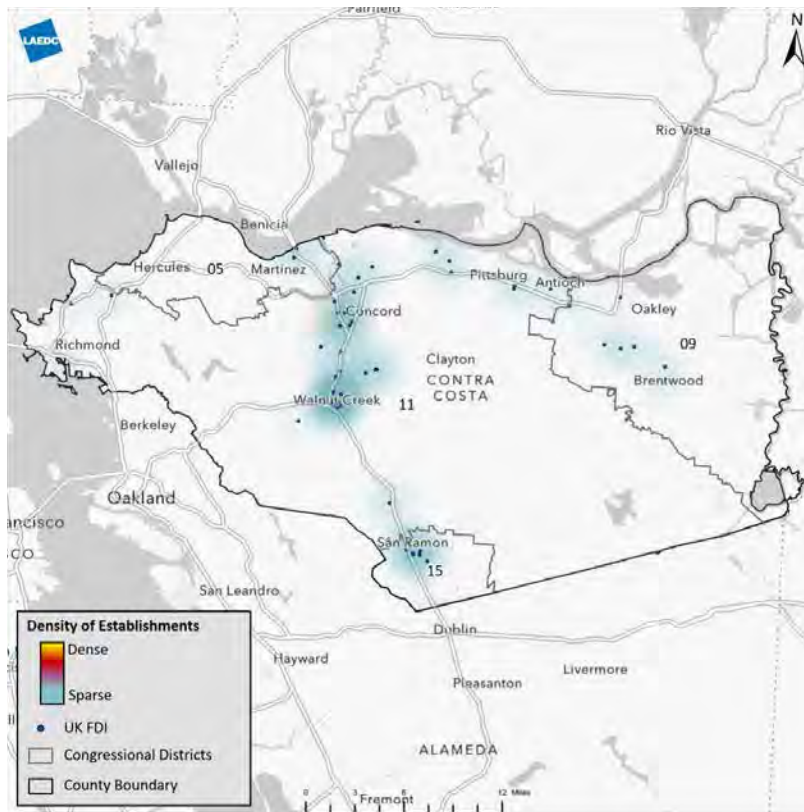
UK FOE EMPLOYMENT IN CONTRA COSTA COUNTY by Industry



- 0% - Natural Resources
- 0% - Construction
- 25% - Manufacturing
- 2% - Wholesale Trade
- 36% - Retail Trade
- 5% - Transportation, Warehousing and Utilities
- 2% - Information
- 7% - Financial Activities
- 17% - Professional and Business Services
- 0% - Education and Healthcare
- 5% - Leisure and Hospitality
- 1% - Other (Personal) Services
- 0% - Government

TOP 10 UK EMPLOYERS IN CONTRA COSTA COUNTY

BP West Coast Products LLC	310
Carros Sensors & Systems Company, LLC	125
Acro Associates, Inc.	100
Trustarc Inc.	99
Compass Group USA, Inc.	60
General Logistics Systems Us, Inc.	40
Wandisco, Inc.	30
Biomicrolab, Inc.	28
Northgate Capital, L.L.C.	26
The Finish Line Inc	25



UK Foreign Direct Investment Locations within Contra Costa County

This density map shows the concentration of UK FOEs in Contra Costa County, as well as providing the individual locations of firms, where each point represents a foreign-owned enterprise from the United Kingdom. There are clusters around the cities of Walnut Creek, Concord and San Ramon.



BILATERAL GOODS TRADE

Between California and the United Kingdom

Beyond foreign direct investment, the bilateral trade of goods and services between the United Kingdom and California represents a critical component of the relationship between the partners. In the charts below the top exports from California to the United Kingdom, as well as the top imports from the United Kingdom to California, are shown. Although trade volumes fell in 2020 due to the pandemic and other macroeconomic factors, the value of imports began to rise again in 2021. Overall, the total value of trade between California and the United Kingdom in 2021 was about \$8.3 billion; the top traded commodities were computer and electric products, transportation equipment and chemicals. Even more important is the bilateral trade in services, estimated to be three times larger in value than the trade in goods. The top California services exports to the United Kingdom play to the strengths of the Golden State, as they include audio and visual services, personal travel and tourism, business management and consulting services and database and other information services.

Top 10 Exports Commodities by NAICS Category

Industry	2018	2019	2020	2021
334 - Computer & Electronic Products	\$1,637	\$1,317	\$1,121	\$1,098
325 - Chemicals	\$454	\$454	\$597	\$749
336 - Transportation Equipment	\$660	\$775	\$1,137	\$365
930 - Used Or Second-Hand Merchandise	\$380	\$581	\$394	\$343
339 - Miscellaneous Manufactures	\$359	\$413	\$305	\$294
TOTAL	\$5,272	\$5,267	\$4,968	\$4,346

Top 10 Imports Commodities by NAICS Category

Industry	2018	2019	2020	2021
336 - Transportation Equipment	\$2,801	\$3,187	\$1,392	\$1,175
334 - Computer & Electronic Products	\$489	\$476	\$404	\$488
333 - Machinery, Except Electrical	\$340	\$358	\$335	\$354
325 - Chemicals	\$221	\$239	\$258	\$313
339 - Miscellaneous Manufactures	\$125	\$131	\$174	\$270
TOTAL	\$5,545	\$6,304	\$3,747	\$3,909



UNITED KINGDOM FOREIGN DIRECT INVESTMENT IN CALIFORNIA

IN PARTNERSHIP WITH THE BRITISH
CONSULATE GENERAL IN LOS ANGELES

