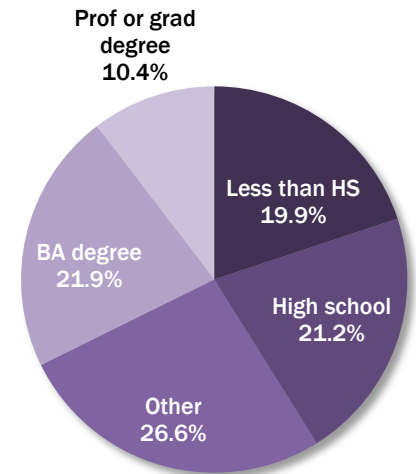


Alhambra Snapshot 2014

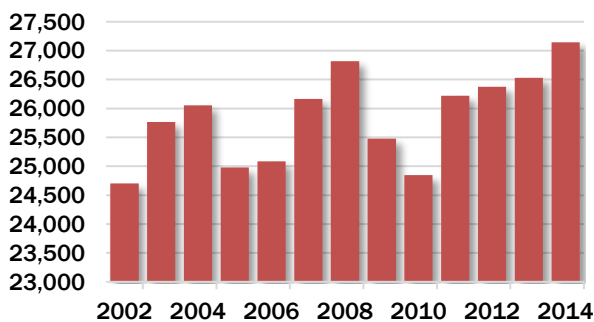
Demographics

Population	20,630
Per capita income	\$50,242
Number of households	7,311

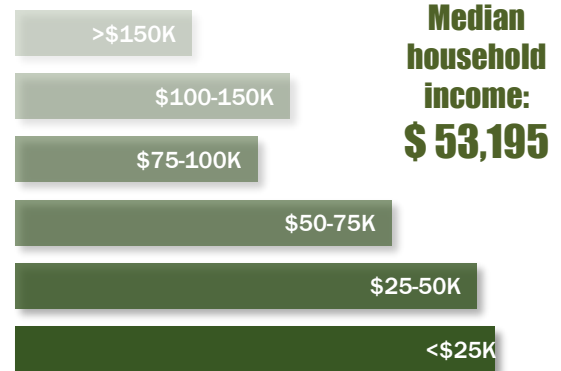
Educational Achievement of Residents



Payroll Employment



Household Income Distribution



Payroll Jobs by Industry Sector

Industry Sector	Number of jobs	Change (from 2004)
Agriculture, Forestry, Fishing and Hunting	5	4
Mining / Quarrying / Oil and Gas Extraction	1	1
Utilities	97	-505
Construction	697	395
Manufacturing	1,099	-1,531
Wholesale Trade	1,419	23
Retail Trade	4,855	586
Transportation and Warehousing	353	128
Information	260	-80
Finance and Insurance	1,166	-350
Real Estate and Rental and Leasing	331	-89
Professional / Scientific / Technical Services	1,418	-569
Management of Companies and Enterprises	101	-188
Administration & Support / Waste Mgmt	1,484	428
Educational Services	2,353	336
Health Care and Social Assistance	5,964	2,558
Arts / Entertainment / Recreation	213	46
Accommodation and Food Services	3,919	857
Other Services (excl. Public Administration)	825	-816
Public Administration (Government)	585	-141
Total	27,145	1,093

Families below poverty line: 12.2%

Average monthly earnings of workers

