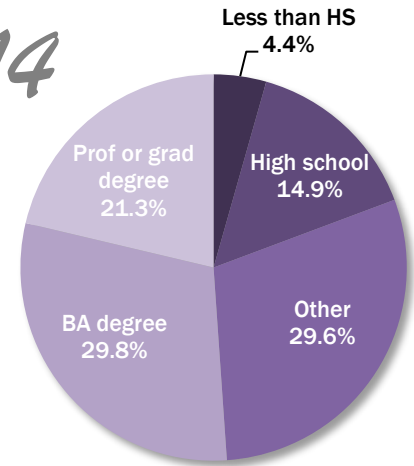


Agoura Hills Snapshot 2014

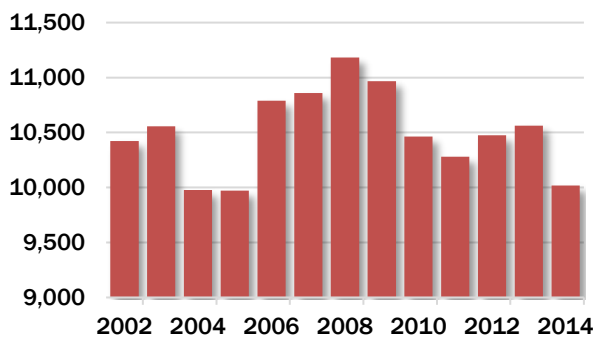
Demographics

Population	20,630
Per capita income	\$50,242
Number of households	7,311

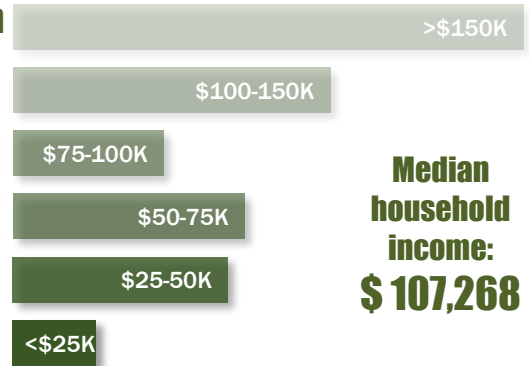
Educational Achievement of Residents



Payroll Employment



Household Income Distribution

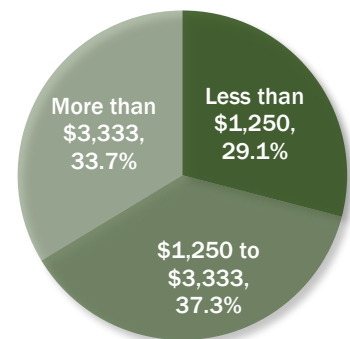


Payroll Jobs by Industry Sector

Industry Sector	Number of jobs	Change (from 2004)
Agriculture, Forestry, Fishing and Hunting	3	2
Mining / Quarrying / Oil and Gas Extraction	0	0
Utilities	6	5
Construction	396	-307
Manufacturing	325	-57
Wholesale Trade	453	-82
Retail Trade	1,352	267
Transportation and Warehousing	164	142
Information	237	-434
Finance and Insurance	625	-128
Real Estate and Rental and Leasing	285	111
Professional / Scientific / Technical Services	2,136	988
Management of Companies and Enterprises	35	-190
Administration & Support / Waste Mgmt	427	-180
Educational Services	579	23
Health Care and Social Assistance	688	234
Arts / Entertainment / Recreation	162	42
Accommodation and Food Services	1,530	-464
Other Services (excl. Public Administration)	557	101
Public Administration (Government)	57	-33
Total	10,017	40

Families below poverty line: 6.0%

Average monthly earnings of workers



Sources: U.S. Census Bureau: 2014 American Community Survey, Longitudinal Employer-Household Dynamics