


# STATE SENATE

DISTRICT

# 26

PEOPLE



**\$46,592**

▲ PER CAPITA INCOME

▼ **13.6%**

of residents are of Hispanic origin

MEDIAN AGE ►► **39.2**

AVERAGE HOUSEHOLD SIZE


►► **2.11**

EDUCATION



**58.0%**

of residents have a bachelor's degree or higher degree



HOUSEHOLDS



**428,190** ◀◀ HOUSEHOLDS

▼ **9.2%**

of households are below poverty line

BY INCOME ▼




**\$68,177**


▲ MEDIAN HOUSEHOLD INCOME

**463,800**

HOUSING UNITS ►►



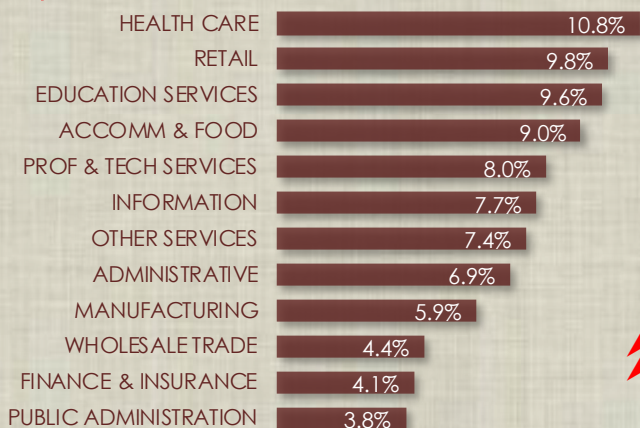
WORKERS



EMPLOYED RESIDENTS ►► **278,840**

▼ **78.2%**

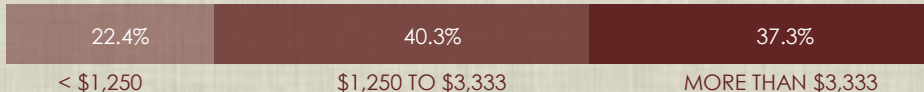
of all working residents hold jobs outside the district



**34.7%**

▲ EMPLOYMENT / POPULATION RATIO (16+ years)

MONTHLY EARNINGS ►►



JOBS



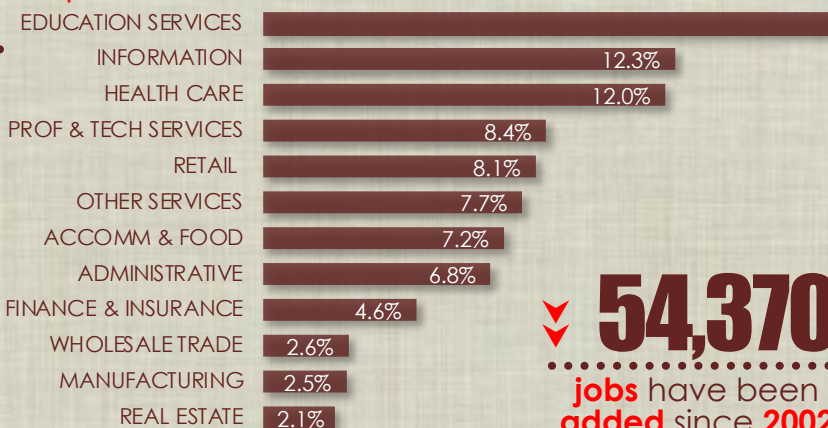
▼ **18.0%**

of all jobs in the district are held by residents of the district

**2.4%** ►►

of all jobs in the state are in this district

**337,780** ◀◀ JOBS



▼ **54,370**

jobs have been added since 2002