


PEOPLE



\$ 15,971

▲ PER CAPITA INCOME

▼ **66.7%**

of residents are of Hispanic origin

MEDIAN AGE >> **33.1**

AVERAGE HOUSEHOLD SIZE

>> **2.98**

EDUCATION



60.8%

of residents have a high school diploma or less



HOUSEHOLDS

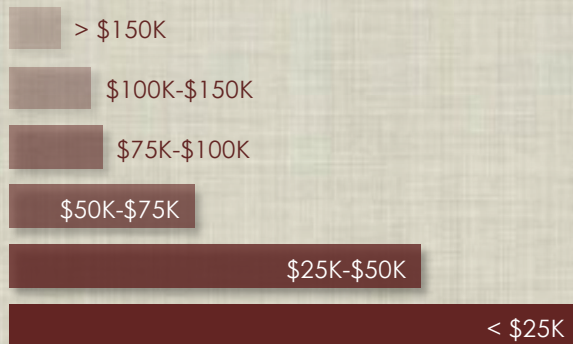


305,200 << HOUSEHOLDS

▼ **22.1%**

of households are below poverty line

BY INCOME ▼



\$ 30,491


▲ MEDIAN HOUSEHOLD INCOME

326,740

HOUSING UNITS >>>



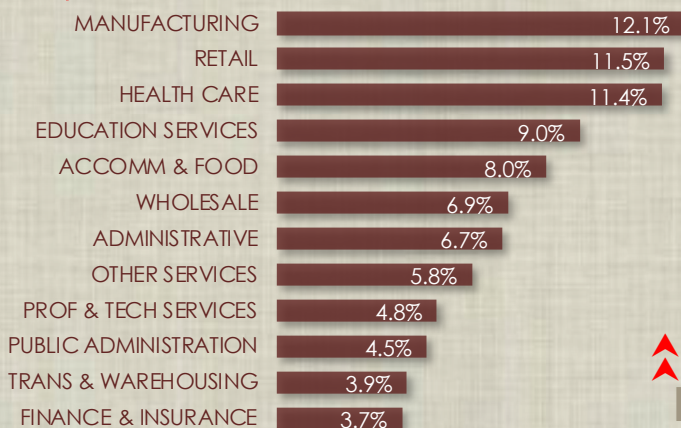
WORKERS



EMPLOYED RESIDENTS >> **290,340**

▼ **75.9%**

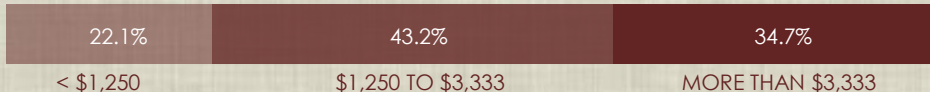
of all working residents hold jobs outside the district



38.6%

▲ EMPLOYMENT / POPULATION RATIO (16+ years)

MONTHLY EARNINGS >>>



JOBS



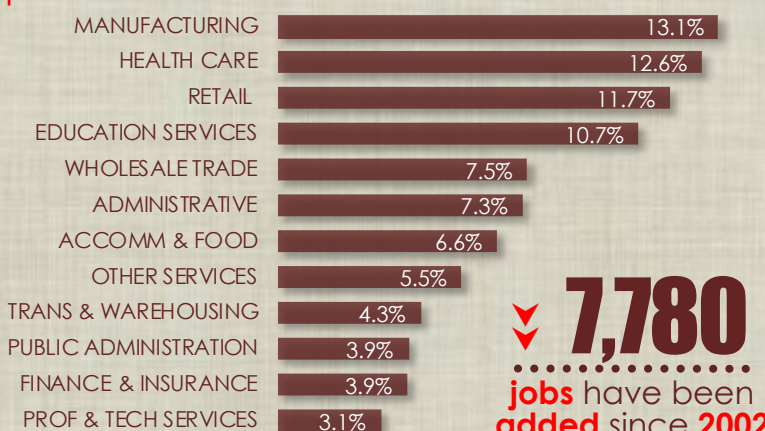
▼ **25.7%**

of all jobs in the district are held by residents of the district

1.9%

>>> of all jobs in the state are in this district

271,710 <<< JOBS



▼ **7,780**

jobs have been added since 2002