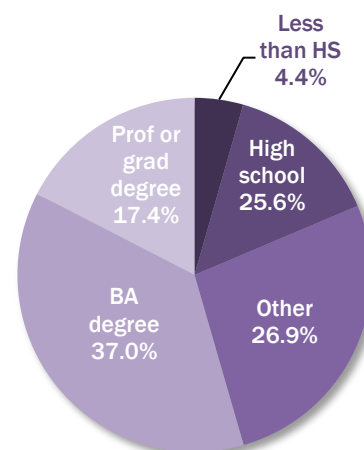


West Hollywood Snapshot

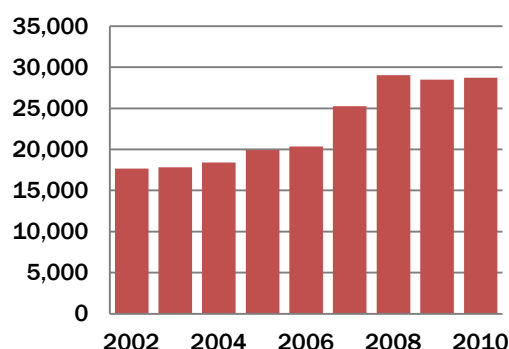
Demographics

Population	34,399
Per capita income	\$48,779
Number of households	22,511

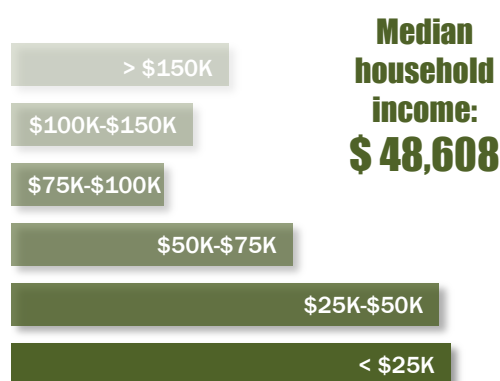
Educational Achievement of Residents



Payroll Employment



Household Income Distribution



Payroll Jobs by Industry Sector

	Number of jobs	Change (from 2002)
Agriculture, Forestry, Fishing and Hunting	4	4
Mining / Quarrying / Oil and Gas Extraction	1	1
Utilities	37	-91
Construction	144	66
Manufacturing	262	-225
Wholesale Trade	694	-50
Retail Trade	3,870	647
Transportation and Warehousing	544	-87
Information	1,102	15
Finance and Insurance	639	230
Real Estate and Rental and Leasing	708	-20
Professional / Scientific / Technical Services	2,260	934
Management of Companies and Enterprises	105	-11
Administration & Support / Waste Mgmt	1,501	469
Educational Services	407	51
Health Care and Social Assistance	8,294	7,691
Arts / Entertainment / Recreation	682	-150
Accommodation and Food Services	4,860	518
Other Services (excl. Public Administration)	2,160	875
Public Administration (Government)	449	211
Total	28,723	11,078

Households below poverty line: 13.4%

Average weekly earnings of working residents

