Temple City *Snapshot*

Demographics

Population	35,558
Per capita income	$24,360
Number of households	11,606

Educational Achievement of Residents

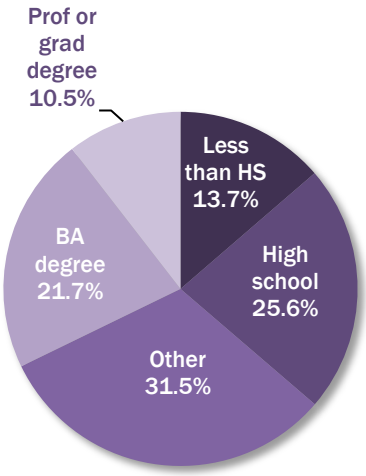

Payroll Employment

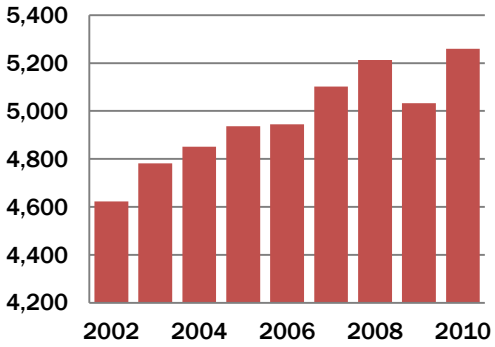

Household Income Distribution

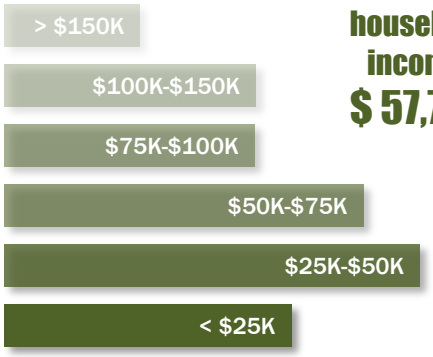

Median household income: $ 57,783

Households below poverty line: 14.8%

Payroll Jobs by Industry Sector

	Number of jobs	Change (from 2002)
Agriculture, Forestry, Fishing and Hunting	3	3
Mining / Quarrying / Oil and Gas Extraction	2	2
Utilities	5	4
Construction	169	-28
Manufacturing	368	-189
Wholesale Trade	239	-1
Retail Trade	873	-109
Transportation and Warehousing	86	48
Information	54	36
Finance and Insurance	272	100
Real Estate and Rental and Leasing	66	19
Professional / Scientific / Technical Services	155	-31
Management of Companies and Enterprises	10	1
Administration & Support / Waste Mgmt	268	48
Educational Services	721	91
Health Care and Social Assistance	779	241
Arts / Entertainment / Recreation	12	-2
Accommodation and Food Services	519	74
Other Services (excl. Public Administration)	501	242
Public Administration (Government)	158	88
Total	5,260	637

Average weekly earnings of working residents

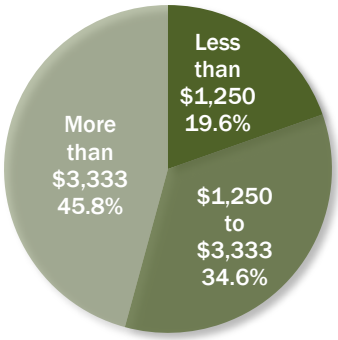

Sources: U.S. Census Bureau: Census 2010, 2005-2009 American Community Survey, Local Employment Dynamics: ESRI

LAEDC ECONOMIC & POLICY ANALYSIS GROUP