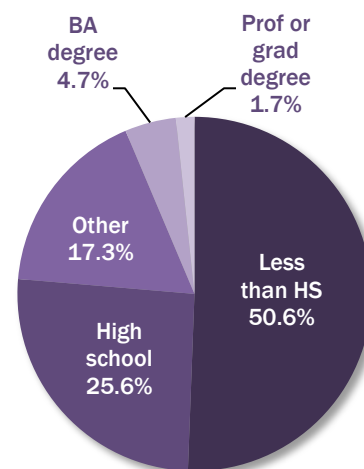


South Gate Snapshot

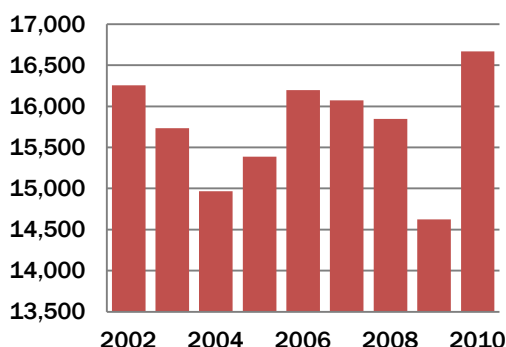
Demographics

Population	94,396
Per capita income	\$12,662
Number of households	23,278

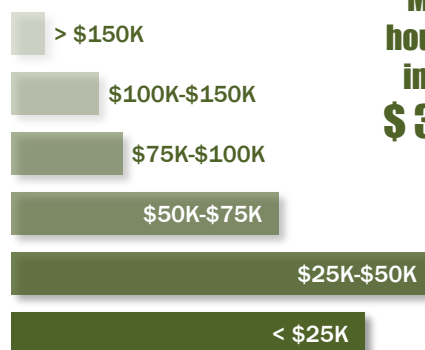
Educational Achievement of Residents



Payroll Employment



Household Income Distribution



Households below poverty line: **17.4%**

Payroll Jobs by Industry Sector

	Number of jobs	Change (from 2002)
Agriculture, Forestry, Fishing and Hunting	3	-63
Mining / Quarrying / Oil and Gas Extraction	6	5
Utilities	41	25
Construction	484	-2
Manufacturing	3,762	-2,665
Wholesale Trade	781	-126
Retail Trade	2,242	-568
Transportation and Warehousing	2,441	603
Information	100	-43
Finance and Insurance	259	46
Real Estate and Rental and Leasing	140	25
Professional / Scientific / Technical Services	525	273
Management of Companies and Enterprises	81	43
Administration & Support / Waste Mgmt	674	384
Educational Services	1,991	1,925
Health Care and Social Assistance	698	-65
Arts / Entertainment / Recreation	83	57
Accommodation and Food Services	955	176
Other Services (excl. Public Administration)	879	368
Public Administration (Government)	525	17
Total	16,670	415

Average weekly earnings of working residents

