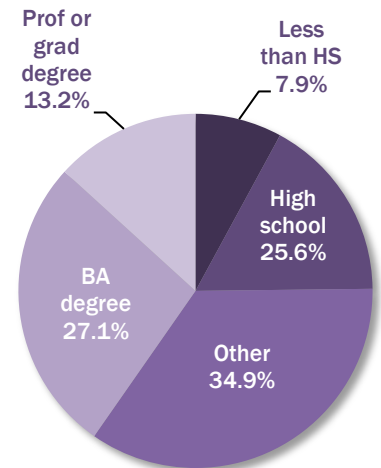


Signal Hill Snapshot

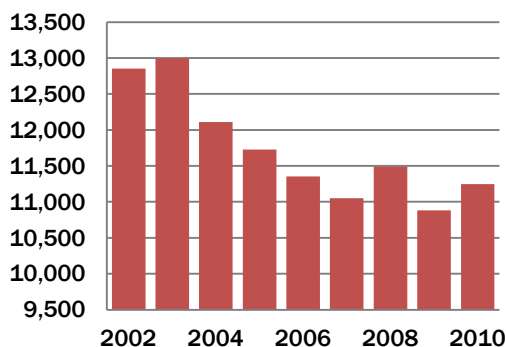
Demographics

Population	11,016
Per capita income	\$29,062
Number of households	4,157

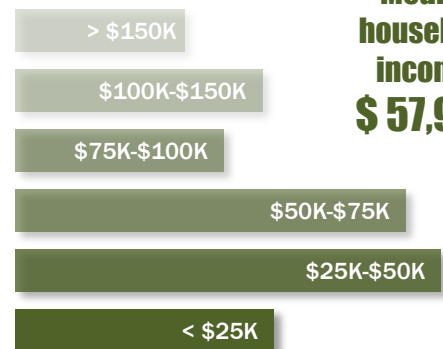
Educational Achievement of Residents



Payroll Employment



Household Income Distribution



Median household income: \$57,990

Payroll Jobs by Industry Sector

	Number of jobs	Change (from 2002)
Agriculture, Forestry, Fishing and Hunting	13	11
Mining / Quarrying / Oil and Gas Extraction	385	190
Utilities	31	26
Construction	1,299	5
Manufacturing	1,029	-315
Wholesale Trade	913	175
Retail Trade	1,892	-167
Transportation and Warehousing	1,130	-560
Information	33	-34
Finance and Insurance	545	-1,102
Real Estate and Rental and Leasing	126	-16
Professional / Scientific / Technical Services	735	156
Management of Companies and Enterprises	140	28
Administration & Support / Waste Mgmt	1,283	-576
Educational Services	271	187
Health Care and Social Assistance	423	226
Arts / Entertainment / Recreation	41	18
Accommodation and Food Services	304	145
Other Services (excl. Public Administration)	441	-58
Public Administration (Government)	212	52
Total	11,246	-1,609

Households below poverty line: 8.2%

Average weekly earnings of working residents

