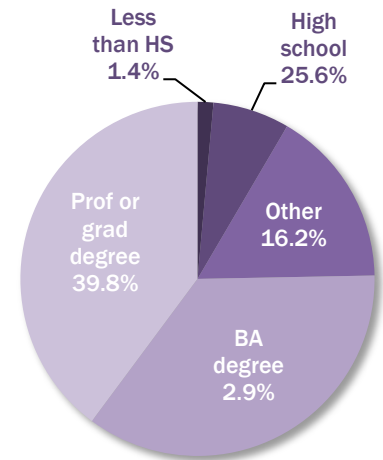


San Marino Snapshot

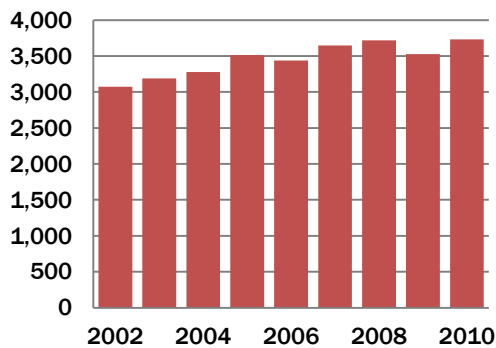
Demographics

Population	13,147
Per capita income	\$56,399
Number of households	4,330

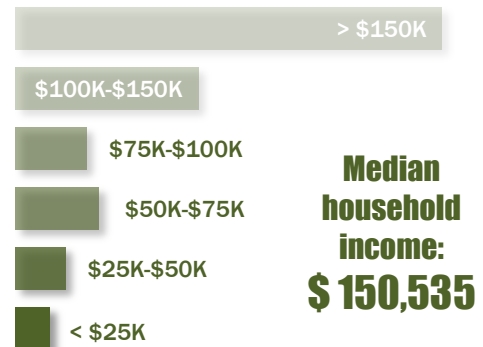
Educational Achievement of Residents



Payroll Employment



Household Income Distribution



Households below poverty line: **4.2%**

Payroll Jobs by Industry Sector

	Number of jobs	Change (from 2002)
Agriculture, Forestry, Fishing and Hunting	12	7
Mining / Quarrying / Oil and Gas Extraction	0	0
Utilities	3	-31
Construction	45	-5
Manufacturing	13	7
Wholesale Trade	204	97
Retail Trade	117	-15
Transportation and Warehousing	22	8
Information	468	85
Finance and Insurance	848	511
Real Estate and Rental and Leasing	139	-31
Professional / Scientific / Technical Services	226	18
Management of Companies and Enterprises	4	-96
Administration & Support / Waste Mgmt	65	-36
Educational Services	485	-16
Health Care and Social Assistance	320	142
Arts / Entertainment / Recreation	24	4
Accommodation and Food Services	235	2
Other Services (excl. Public Administration)	254	-63
Public Administration (Government)	248	73
Total	3,732	661

Average weekly earnings of working residents

