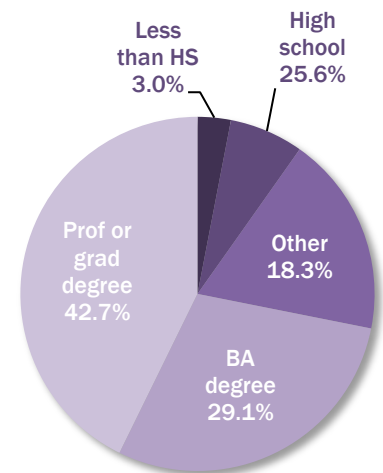


Rolling Hills Snapshot

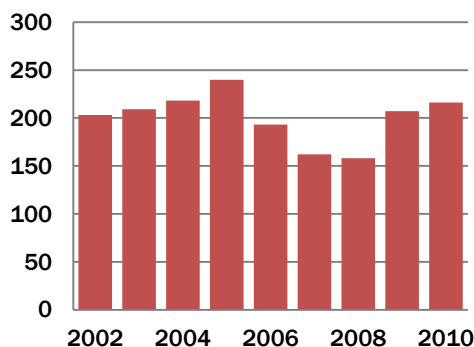
Demographics

Population	1,860
Per capita income	\$76,268
Number of households	663

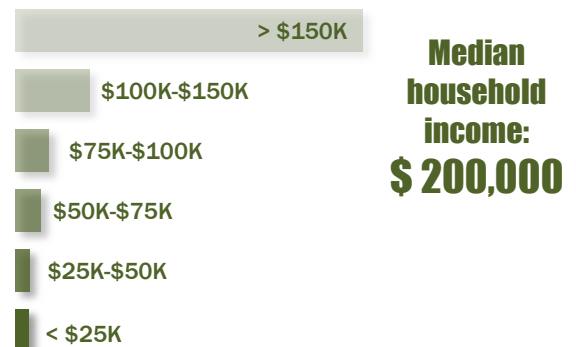
Educational Achievement of Residents



Payroll Employment



Household Income Distribution



Payroll Jobs by Industry Sector

	Number of jobs	Change (from 2002)
Agriculture, Forestry, Fishing and Hunting	0	-2
Mining / Quarrying / Oil and Gas Extraction	0	0
Utilities	0	0
Construction	4	4
Manufacturing	0	0
Wholesale Trade	3	3
Retail Trade	1	-2
Transportation and Warehousing	0	0
Information	0	0
Finance and Insurance	1	0
Real Estate and Rental and Leasing	10	8
Professional / Scientific / Technical Services	6	3
Management of Companies and Enterprises	3	3
Administration & Support / Waste Mgmt	64	60
Educational Services	15	-95
Health Care and Social Assistance	11	2
Arts / Entertainment / Recreation	9	6
Accommodation and Food Services	1	1
Other Services (excl. Public Administration)	79	19
Public Administration (Government)	9	3
Total	216	13

Households below poverty line: **1.5%**

Average weekly earnings of working residents

