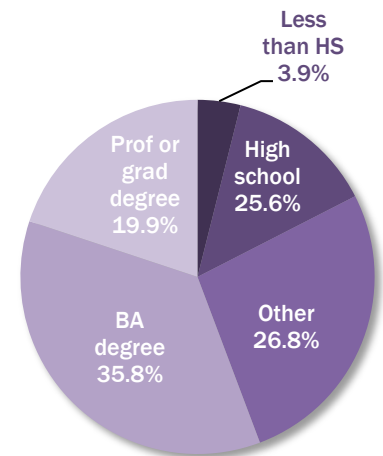


Redondo Beach Snapshot

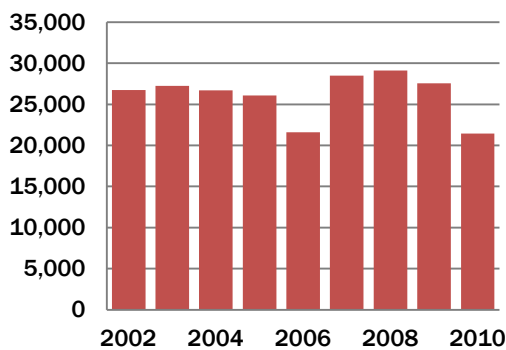
Demographics

Population	66,748
Per capita income	\$45,148
Number of households	29,011

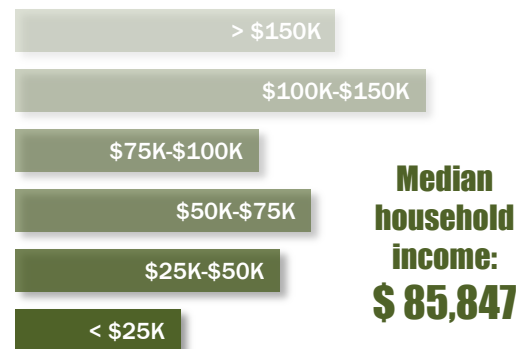
Educational Achievement of Residents



Payroll Employment



Household Income Distribution

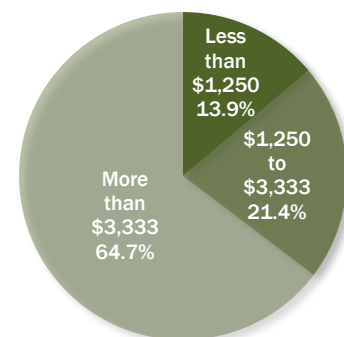


Households below poverty line: **5.3%**

Payroll Jobs by Industry Sector

	Number of jobs	Change (from 2002)
Agriculture, Forestry, Fishing and Hunting	16	9
Mining / Quarrying / Oil and Gas Extraction	10	6
Utilities	25	-91
Construction	778	-134
Manufacturing	5,398	-6,038
Wholesale Trade	478	-21
Retail Trade	3,026	-518
Transportation and Warehousing	755	163
Information	351	-122
Finance and Insurance	316	-372
Real Estate and Rental and Leasing	287	25
Professional / Scientific / Technical Services	1,760	861
Management of Companies and Enterprises	313	-184
Administration & Support / Waste Mgmt	686	95
Educational Services	1,212	149
Health Care and Social Assistance	1,102	476
Arts / Entertainment / Recreation	442	33
Accommodation and Food Services	3,157	132
Other Services (excl. Public Administration)	879	96
Public Administration (Government)	444	123
Total	21,435	-5,312

Average weekly earnings of working residents



Sources: U.S. Census Bureau: Census 2010, 2005-2009 American Community Survey, Local Employment Dynamics: ESRI

