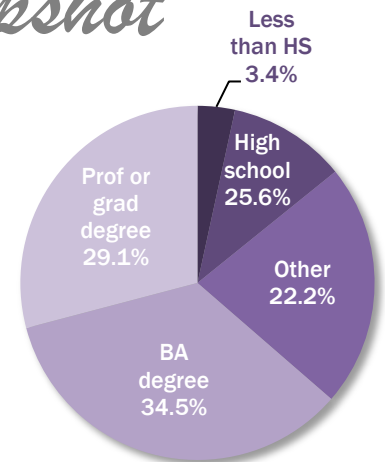


Rancho Palos Verdes *Snapshot*

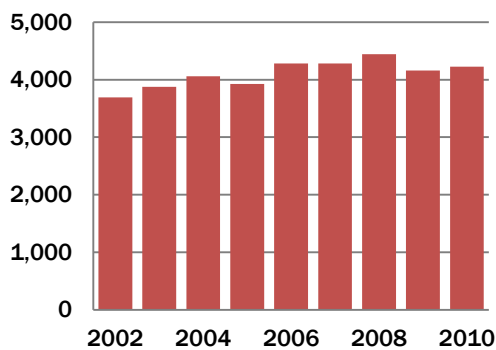
Demographics

Population	41,643
Per capita income	\$52,942
Number of households	15,561

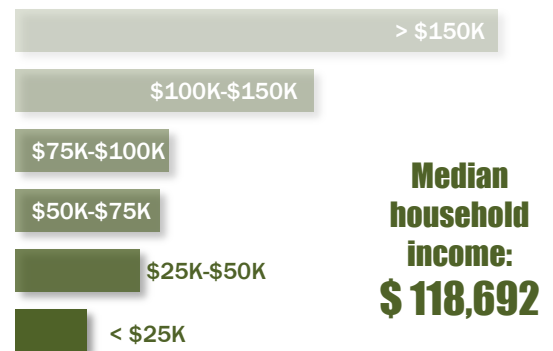
Educational Achievement of Residents



Payroll Employment



Household Income Distribution

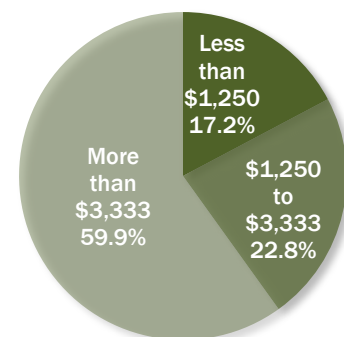


Payroll Jobs by Industry Sector

	Number of jobs	Change (from 2002)
Agriculture, Forestry, Fishing and Hunting	1	-9
Mining / Quarrying / Oil and Gas Extraction	0	0
Utilities	1	1
Construction	116	-24
Manufacturing	31	4
Wholesale Trade	169	35
Retail Trade	344	61
Transportation and Warehousing	18	-19
Information	45	-7
Finance and Insurance	115	-22
Real Estate and Rental and Leasing	222	82
Professional / Scientific / Technical Services	349	-11
Management of Companies and Enterprises	0	-6
Administration & Support / Waste Mgmt	240	-31
Educational Services	854	202
Health Care and Social Assistance	417	150
Arts / Entertainment / Recreation	395	-53
Accommodation and Food Services	399	84
Other Services (excl. Public Administration)	350	2
Public Administration (Government)	160	95
Total	4,226	534

Households below poverty line: **3.3%**

Average weekly earnings of working residents



Sources: U.S. Census Bureau: Census 2010, 2005-2009 American Community Survey, Local Employment Dynamics: ESRI

