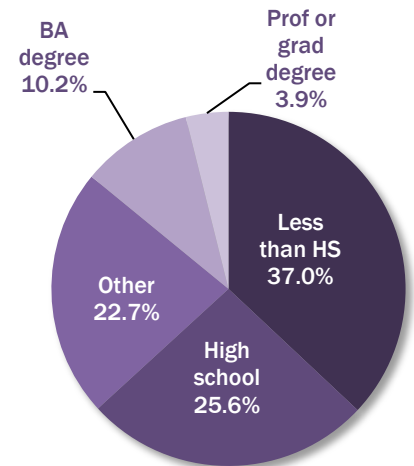


# Pomona Snapshot

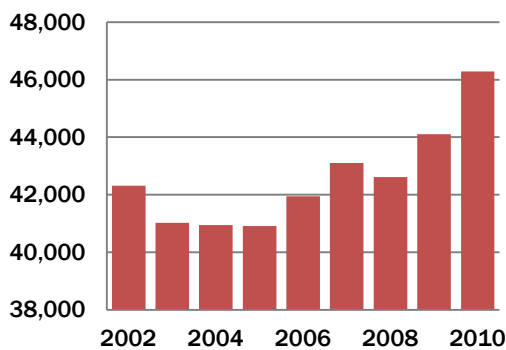
## Demographics

Population	149,058
Per capita income	\$16,774
Number of households	38,477

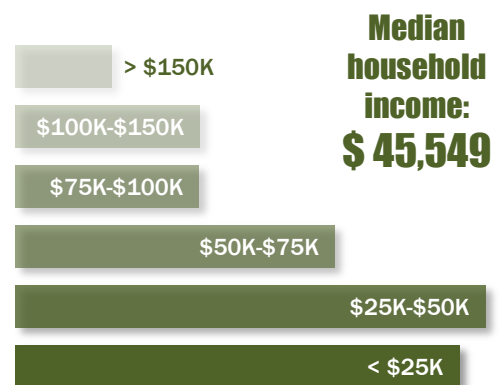
## Educational Achievement of Residents



## Payroll Employment



## Household Income Distribution

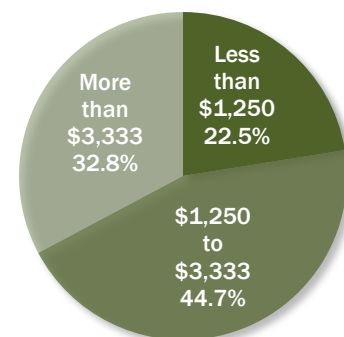


## Payroll Jobs by Industry Sector

	Number of jobs	Change (from 2002)
Agriculture, Forestry, Fishing and Hunting	2	-3
Mining / Quarrying / Oil and Gas Extraction	21	17
Utilities	138	18
Construction	2,990	526
Manufacturing	5,261	-2,895
Wholesale Trade	2,464	-550
Retail Trade	3,176	-219
Transportation and Warehousing	1,857	438
Information	730	-254
Finance and Insurance	1,051	140
Real Estate and Rental and Leasing	446	72
Professional / Scientific / Technical Services	1,029	403
Management of Companies and Enterprises	652	-610
Administration & Support / Waste Mgmt	1,521	-765
Educational Services	8,672	2,706
Health Care and Social Assistance	9,799	3,380
Arts / Entertainment / Recreation	303	193
Accommodation and Food Services	2,162	0
Other Services (excl. Public Administration)	2,990	780
Public Administration (Government)	1,021	593
<b>Total</b>	<b>46,285</b>	<b>3,970</b>

Households below poverty line: **14.2%**

## Average weekly earnings of working residents



Sources: U.S. Census Bureau: Census 2010, 2005-2009 American Community Survey, Local Employment Dynamics: ESRI

