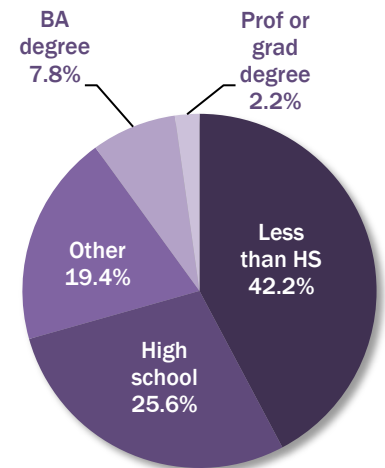


# Paramount Snapshot

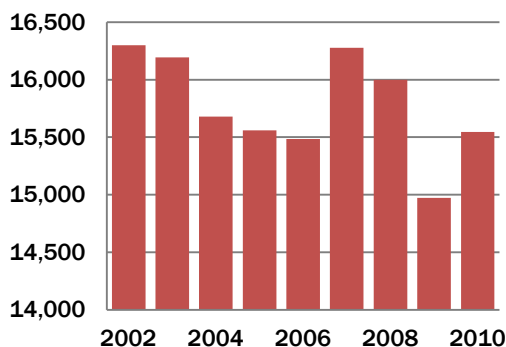
## Demographics

Population	54,098
Per capita income	\$13,743
Number of households	13,881

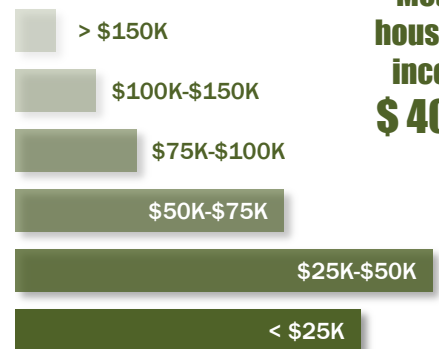
## Educational Achievement of Residents



## Payroll Employment



## Household Income Distribution



**Median household income:**  
**\$40,772**

## Payroll Jobs by Industry Sector

	Number of jobs	Change (from 2002)
Agriculture, Forestry, Fishing and Hunting	38	-10
Mining / Quarrying / Oil and Gas Extraction	13	6
Utilities	52	50
Construction	744	-102
Manufacturing	3,851	-2,003
Wholesale Trade	1,297	-65
Retail Trade	2,276	523
Transportation and Warehousing	690	109
Information	110	-28
Finance and Insurance	139	10
Real Estate and Rental and Leasing	229	-112
Professional / Scientific / Technical Services	578	197
Management of Companies and Enterprises	16	-50
Administration & Support / Waste Mgmt	1,329	628
Educational Services	1,544	-117
Health Care and Social Assistance	719	-200
Arts / Entertainment / Recreation	19	-44
Accommodation and Food Services	777	295
Other Services (excl. Public Administration)	719	-23
Public Administration (Government)	405	183
<b>Total</b>	<b>15,545</b>	<b>-753</b>

**Households below poverty line: 17.8%**

## Average weekly earnings of working residents

