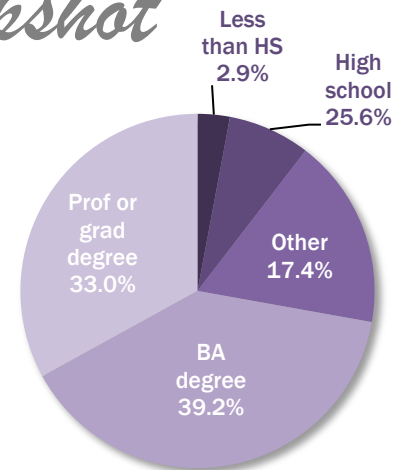


Palos Verdes Estates *Snapshot*

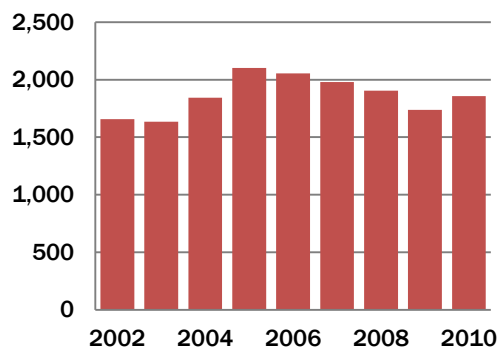
Demographics

Population	13,438
Per capita income	\$64,271
Number of households	5,066

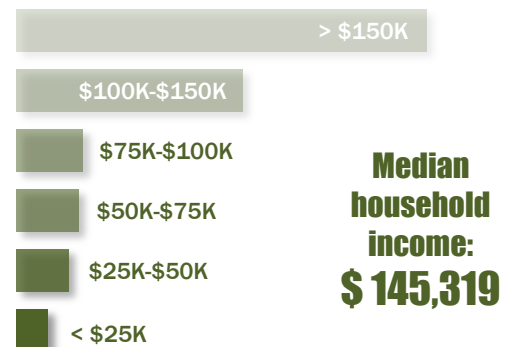
Educational Achievement of Residents



Payroll Employment



Household Income Distribution



Households below poverty line: **1.5%**

Payroll Jobs by Industry Sector

	Number of jobs	Change (from 2002)
Agriculture, Forestry, Fishing and Hunting	0	0
Mining / Quarrying / Oil and Gas Extraction	0	-1
Utilities	1	1
Construction	102	-11
Manufacturing	18	6
Wholesale Trade	37	10
Retail Trade	67	-9
Transportation and Warehousing	10	8
Information	6	-24
Finance and Insurance	113	19
Real Estate and Rental and Leasing	83	-26
Professional / Scientific / Technical Services	168	35
Management of Companies and Enterprises	24	0
Administration & Support / Waste Mgmt	80	-9
Educational Services	682	125
Health Care and Social Assistance	174	86
Arts / Entertainment / Recreation	40	20
Accommodation and Food Services	43	-36
Other Services (excl. Public Administration)	119	-15
Public Administration (Government)	89	20
Total	1,856	199

Average weekly earnings of working residents

