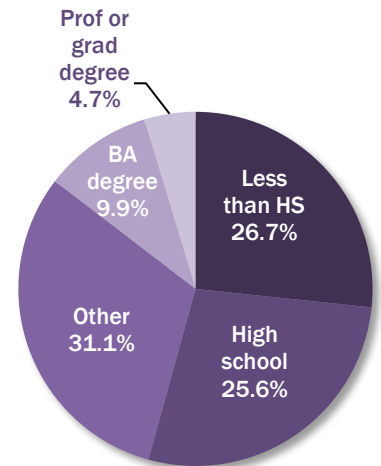


Palmdale Snapshot

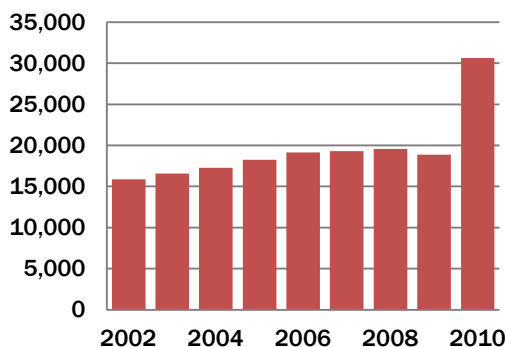
Demographics

Population	152,750
Per capita income	\$19,081
Number of households	42,952

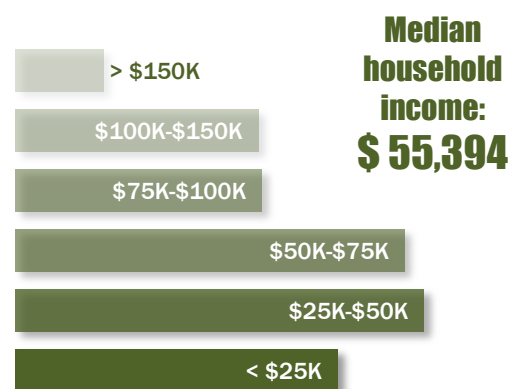
Educational Achievement of Residents



Payroll Employment



Household Income Distribution



Payroll Jobs by Industry Sector

	Number of jobs	Change (from 2002)
Agriculture, Forestry, Fishing and Hunting	8	-49
Mining / Quarrying / Oil and Gas Extraction	20	9
Utilities	166	48
Construction	536	-381
Manufacturing	12,428	11,307
Wholesale Trade	193	-21
Retail Trade	4,636	548
Transportation and Warehousing	316	59
Information	506	59
Finance and Insurance	412	179
Real Estate and Rental and Leasing	281	-53
Professional / Scientific / Technical Services	612	325
Management of Companies and Enterprises	56	-6
Administration & Support / Waste Mgmt	513	-109
Educational Services	2,935	290
Health Care and Social Assistance	1,977	896
Arts / Entertainment / Recreation	201	-112
Accommodation and Food Services	2,495	507
Other Services (excl. Public Administration)	1,548	967
Public Administration (Government)	782	298
Total	30,621	14,761

Households below poverty line: **14.1%**

Average weekly earnings of working residents

