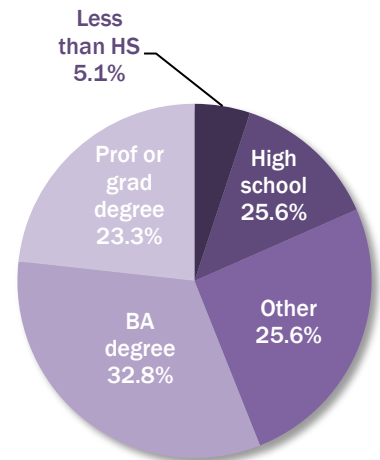


Malibu Snapshot

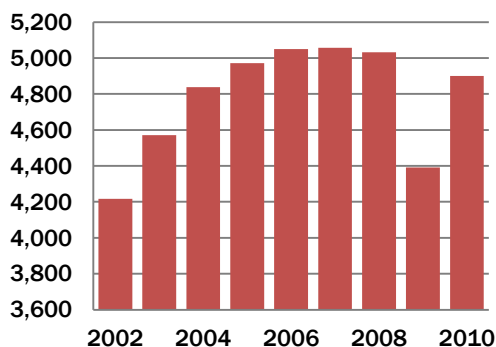
Demographics

Population	12,645
Per capita income	\$65,201
Number of households	5,267

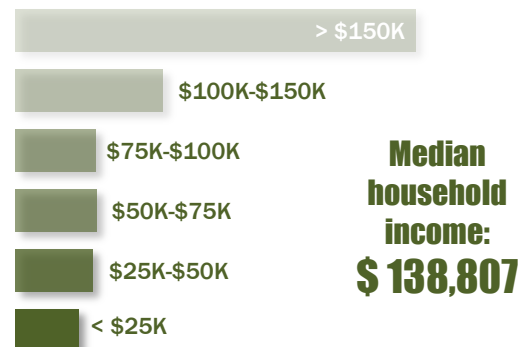
Educational Achievement of Residents



Payroll Employment



Household Income Distribution



Households below poverty line: **4.7%**

Payroll Jobs by Industry Sector

	Number of jobs	Change (from 2002)
Agriculture, Forestry, Fishing and Hunting	11	-42
Mining / Quarrying / Oil and Gas Extraction	7	3
Utilities	0	0
Construction	216	21
Manufacturing	187	5
Wholesale Trade	130	32
Retail Trade	490	-4
Transportation and Warehousing	41	0
Information	273	-36
Finance and Insurance	113	23
Real Estate and Rental and Leasing	242	26
Professional / Scientific / Technical Services	706	327
Management of Companies and Enterprises	83	6
Administration & Support / Waste Mgmt	221	-8
Educational Services	206	-118
Health Care and Social Assistance	424	282
Arts / Entertainment / Recreation	87	-67
Accommodation and Food Services	1,044	108
Other Services (excl. Public Administration)	295	44
Public Administration (Government)	124	81
Total	4,900	683

Average weekly earnings of working residents

