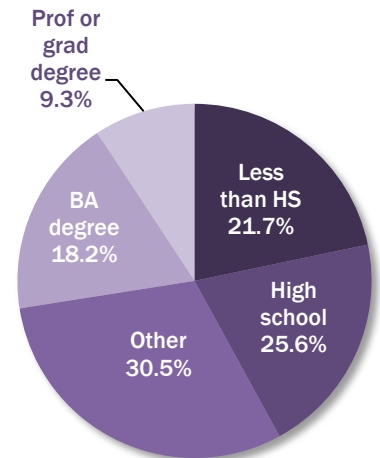


Long Beach *Snapshot*

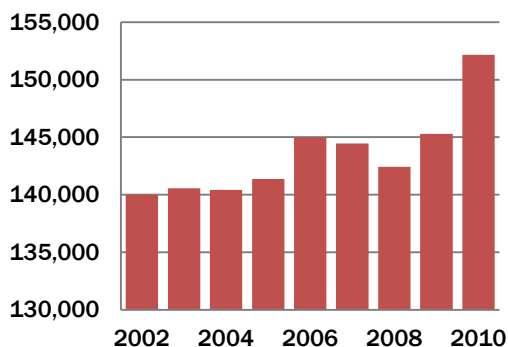
Demographics

Population	462,257
Per capita income	\$23,335
Number of households	163,531

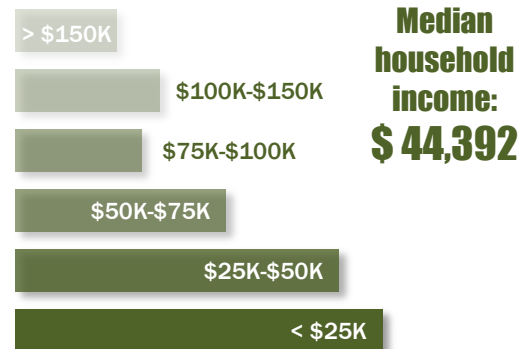
Educational Achievement of Residents



Payroll Employment



Household Income Distribution



Payroll Jobs by Industry Sector

	Number of jobs	Change (from 2002)
Agriculture, Forestry, Fishing and Hunting	101	-34
Mining / Quarrying / Oil and Gas Extraction	355	-170
Utilities	1,807	302
Construction	3,771	-778
Manufacturing	14,657	-10,154
Wholesale Trade	4,943	1,115
Retail Trade	12,031	791
Transportation and Warehousing	12,495	3,447
Information	2,640	-545
Finance and Insurance	4,462	197
Real Estate and Rental and Leasing	2,903	-174
Professional / Scientific / Technical Services	7,628	-77
Management of Companies and Enterprises	2,155	-138
Administration & Support / Waste Mgmt	15,525	4,473
Educational Services	13,630	3,132
Health Care and Social Assistance	21,272	4,241
Arts / Entertainment / Recreation	2,294	-274
Accommodation and Food Services	14,593	2,879
Other Services (excl. Public Administration)	8,231	1,300
Public Administration (Government)	6,673	2,633
Total	152,166	12,166

Households below poverty line: 15.4%

Average weekly earnings of working residents

