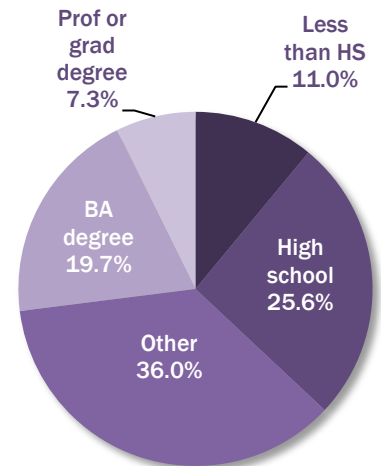


Lakewood Snapshot

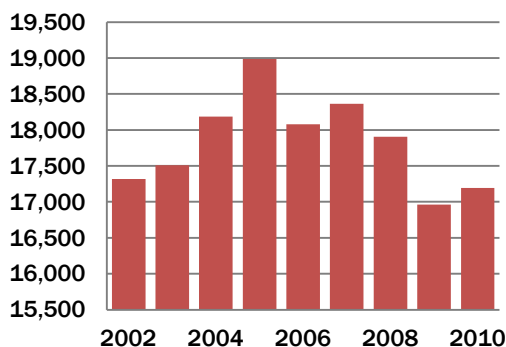
Demographics

Population	80,048
Per capita income	\$25,532
Number of households	26,543

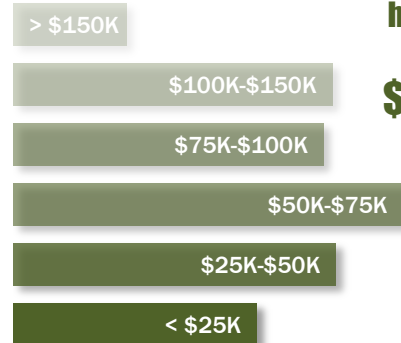
Educational Achievement of Residents



Payroll Employment



Household Income Distribution



Median household income:
\$ 65,922

Households below poverty line: **4.4%**

Payroll Jobs by Industry Sector

	Number of jobs	Change (from 2002)
Agriculture, Forestry, Fishing and Hunting	19	-7
Mining / Quarrying / Oil and Gas Extraction	4	4
Utilities	45	38
Construction	302	-33
Manufacturing	542	30
Wholesale Trade	199	57
Retail Trade	5,155	74
Transportation and Warehousing	64	-70
Information	221	-72
Finance and Insurance	431	87
Real Estate and Rental and Leasing	231	-60
Professional / Scientific / Technical Services	270	-3
Management of Companies and Enterprises	155	87
Administration & Support / Waste Mgmt	1,238	-997
Educational Services	1,999	614
Health Care and Social Assistance	1,880	-212
Arts / Entertainment / Recreation	190	7
Accommodation and Food Services	2,716	178
Other Services (excl. Public Administration)	994	107
Public Administration (Government)	538	46
Total	17,193	-125

Average weekly earnings of working residents

