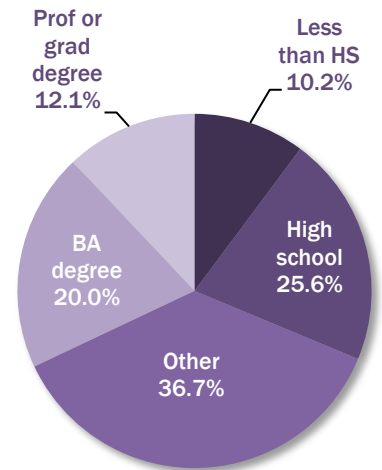


La Verne Snapshot

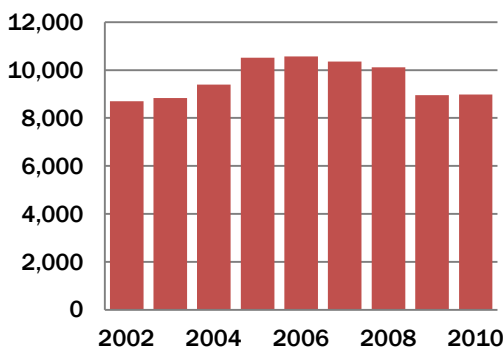
Demographics

Population	31,063
Per capita income	\$32,234
Number of households	11,261

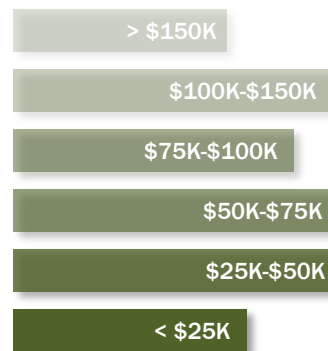
Educational Achievement of Residents



Payroll Employment



Household Income Distribution



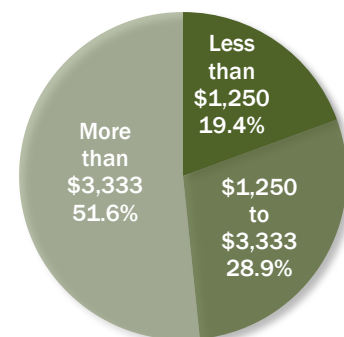
Median household income: **\$71,131**

Households below poverty line: **6.6%**

Payroll Jobs by Industry Sector

	Number of jobs	Change (from 2002)
Agriculture, Forestry, Fishing and Hunting	24	-106
Mining / Quarrying / Oil and Gas Extraction	1	-6
Utilities	573	82
Construction	813	-480
Manufacturing	939	-109
Wholesale Trade	664	258
Retail Trade	1,175	52
Transportation and Warehousing	78	-56
Information	81	-9
Finance and Insurance	144	-17
Real Estate and Rental and Leasing	118	25
Professional / Scientific / Technical Services	312	55
Management of Companies and Enterprises	27	3
Administration & Support / Waste Mgmt	331	144
Educational Services	1,229	-212
Health Care and Social Assistance	678	26
Arts / Entertainment / Recreation	119	56
Accommodation and Food Services	1,035	298
Other Services (excl. Public Administration)	334	167
Public Administration (Government)	301	106
Total	8,976	277

Average weekly earnings of working residents



Sources: U.S. Census Bureau: Census 2010, 2005-2009 American Community Survey, Local Employment Dynamics: ESRI

