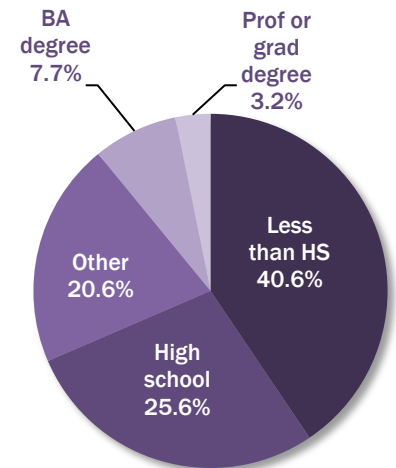


La Puente Snapshot

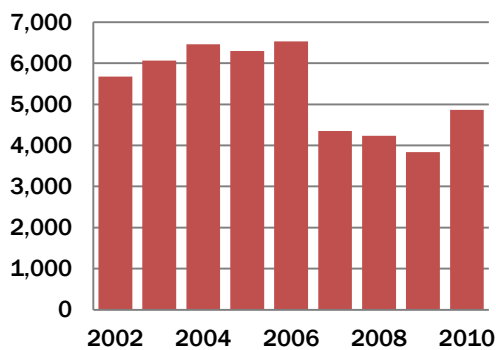
Demographics

Population	39,816
Per capita income	\$14,037
Number of households	9,451

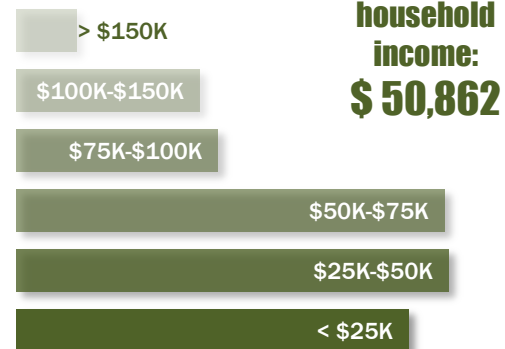
Educational Achievement of Residents



Payroll Employment



Household Income Distribution



Payroll Jobs by Industry Sector

	Number of jobs	Change (from 2002)
Agriculture, Forestry, Fishing and Hunting	0	-63
Mining / Quarrying / Oil and Gas Extraction	0	0
Utilities	31	15
Construction	183	119
Manufacturing	192	-816
Wholesale Trade	320	32
Retail Trade	911	-400
Transportation and Warehousing	32	-104
Information	23	-49
Finance and Insurance	195	-103
Real Estate and Rental and Leasing	56	-11
Professional / Scientific / Technical Services	130	-48
Management of Companies and Enterprises	22	-42
Administration & Support / Waste Mgmt	209	-65
Educational Services	1,202	663
Health Care and Social Assistance	391	-117
Arts / Entertainment / Recreation	7	-27
Accommodation and Food Services	490	-52
Other Services (excl. Public Administration)	352	211
Public Administration (Government)	121	52
Total	4,867	-805

Households below poverty line: **10.9%**

Average weekly earnings of working residents

