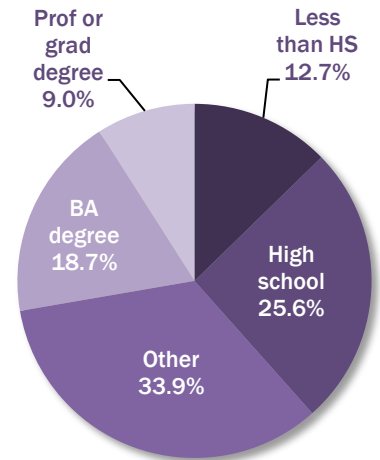


La Mirada Snapshot

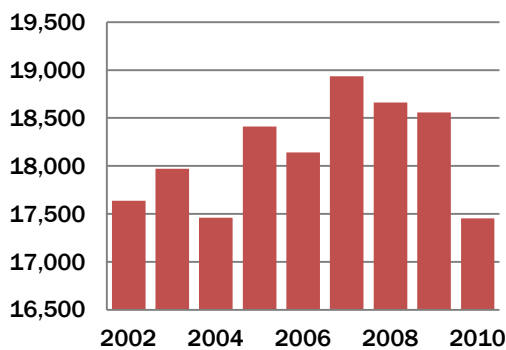
Demographics

Population	48,527
Per capita income	\$27,864
Number of households	14,681

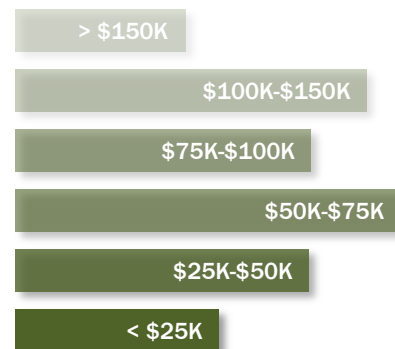
Educational Achievement of Residents



Payroll Employment



Household Income Distribution



Median household income:
\$72,039

Payroll Jobs by Industry Sector

	Number of jobs	Change (from 2002)
Agriculture, Forestry, Fishing and Hunting	5	-5
Mining / Quarrying / Oil and Gas Extraction	7	5
Utilities	102	57
Construction	594	52
Manufacturing	2,416	-818
Wholesale Trade	3,260	687
Retail Trade	1,316	-351
Transportation and Warehousing	891	-1,054
Information	115	63
Finance and Insurance	607	256
Real Estate and Rental and Leasing	309	-191
Professional / Scientific / Technical Services	844	140
Management of Companies and Enterprises	740	117
Administration & Support / Waste Mgmt	635	-307
Educational Services	2,100	673
Health Care and Social Assistance	1,344	629
Arts / Entertainment / Recreation	148	18
Accommodation and Food Services	1,080	-416
Other Services (excl. Public Administration)	632	126
Public Administration (Government)	309	137
Total	17,454	-182

Households below poverty line: 5.2%

Average weekly earnings of working residents

