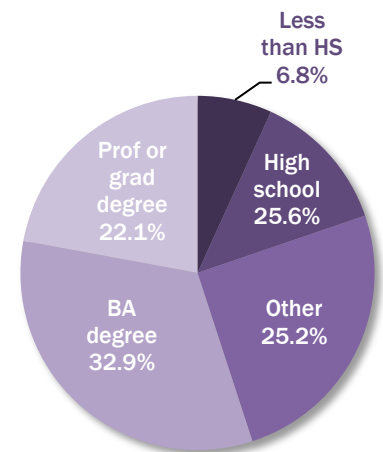


La Habra Heights *Snapshot*

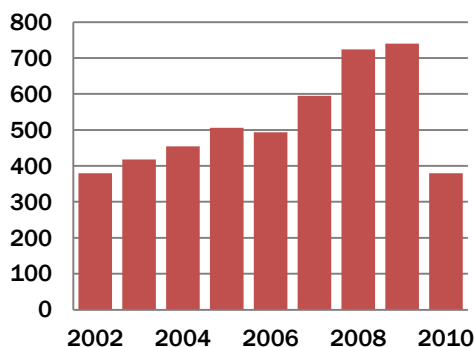
Demographics

Population	5,325
Per capita income	\$48,809
Number of households	1,805

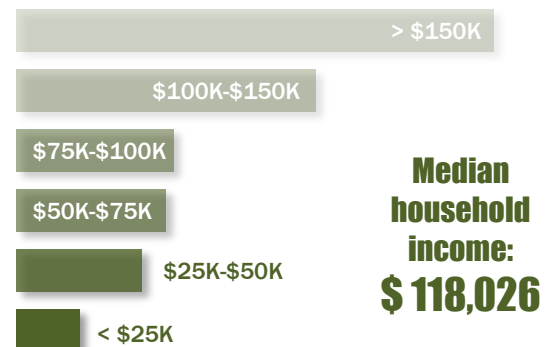
Educational Achievement of Residents



Payroll Employment



Household Income Distribution



Households below poverty line: **1.9%**

Payroll Jobs by Industry Sector

	Number of jobs	Change (from 2002)
Agriculture, Forestry, Fishing and Hunting	2	1
Mining / Quarrying / Oil and Gas Extraction	0	0
Utilities	15	2
Construction	47	0
Manufacturing	26	21
Wholesale Trade	15	-88
Retail Trade	20	19
Transportation and Warehousing	0	-1
Information	0	0
Finance and Insurance	6	0
Real Estate and Rental and Leasing	19	10
Professional / Scientific / Technical Services	22	13
Management of Companies and Enterprises	1	1
Administration & Support / Waste Mgmt	45	0
Educational Services	1	1
Health Care and Social Assistance	7	-4
Arts / Entertainment / Recreation	100	-3
Accommodation and Food Services	20	17
Other Services (excl. Public Administration)	17	7
Public Administration (Government)	17	4
Total	380	0

Average weekly earnings of working residents

