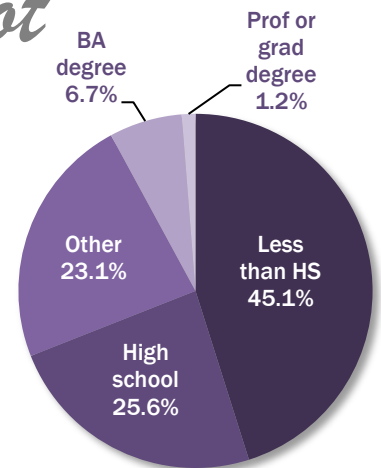


Hawaiian Gardens Snapshot

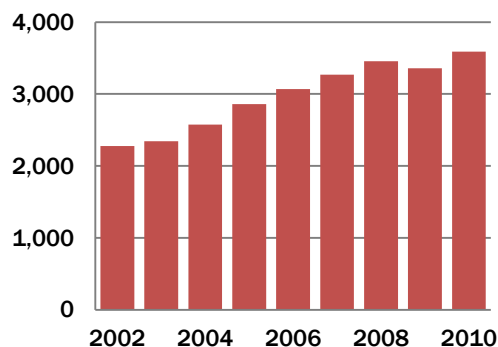
Demographics

Population	14,254
Per capita income	\$12,283
Number of households	3,562

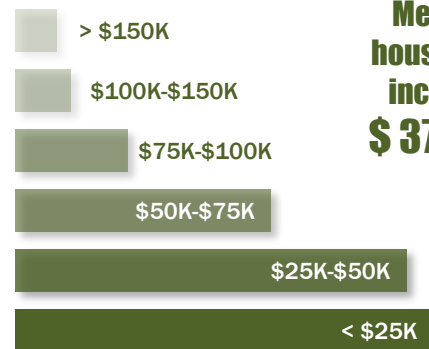
Educational Achievement of Residents



Payroll Employment



Household Income Distribution



Payroll Jobs by Industry Sector

	Number of jobs	Change (from 2002)
Agriculture, Forestry, Fishing and Hunting	1	-5
Mining / Quarrying / Oil and Gas Extraction	0	0
Utilities	1	1
Construction	118	64
Manufacturing	93	11
Wholesale Trade	12	2
Retail Trade	277	32
Transportation and Warehousing	8	2
Information	9	6
Finance and Insurance	22	12
Real Estate and Rental and Leasing	52	17
Professional / Scientific / Technical Services	28	16
Management of Companies and Enterprises	4	3
Administration & Support / Waste Mgmt	374	304
Educational Services	123	-17
Health Care and Social Assistance	500	146
Arts / Entertainment / Recreation	1,566	657
Accommodation and Food Services	185	-5
Other Services (excl. Public Administration)	136	20
Public Administration (Government)	81	47
Total	3,590	1,313

Households below poverty line: 16.2%

Average weekly earnings of working residents

