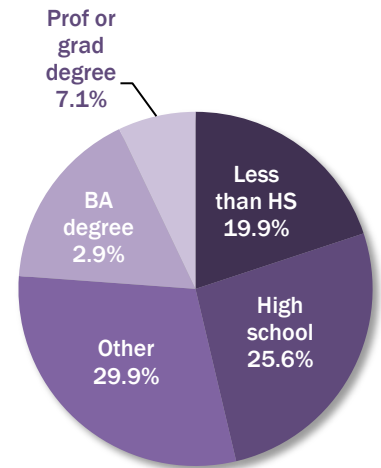


Duarte Snapshot

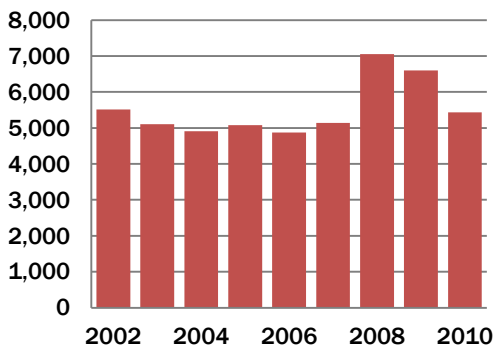
Demographics

Population	21,321
Per capita income	\$24,792
Number of households	7,013

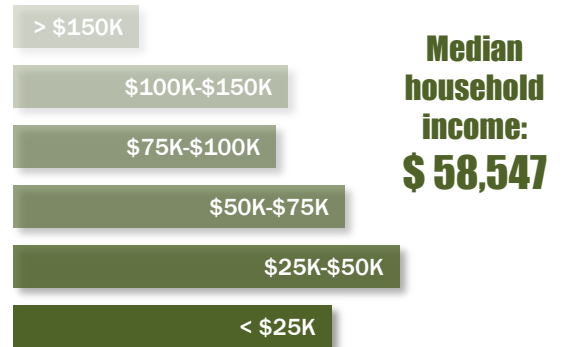
Educational Achievement of Residents



Payroll Employment



Household Income Distribution

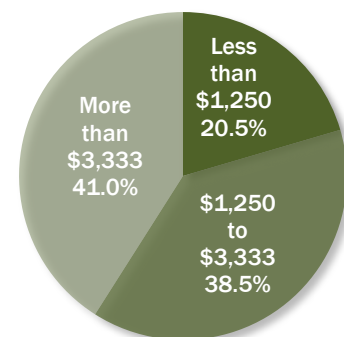


Households below poverty line: **9.3%**

Payroll Jobs by Industry Sector

Industry Sector	Number of jobs	Change (from 2002)
Agriculture, Forestry, Fishing and Hunting	0	-2
Mining / Quarrying / Oil and Gas Extraction	1	-1
Utilities	23	23
Construction	162	-22
Manufacturing	513	-424
Wholesale Trade	697	404
Retail Trade	1,181	-96
Transportation and Warehousing	176	118
Information	29	24
Finance and Insurance	95	-47
Real Estate and Rental and Leasing	39	-22
Professional / Scientific / Technical Services	47	-167
Management of Companies and Enterprises	1	-27
Administration & Support / Waste Mgmt	83	4
Educational Services	666	-55
Health Care and Social Assistance	779	53
Arts / Entertainment / Recreation	14	-9
Accommodation and Food Services	514	37
Other Services (excl. Public Administration)	269	95
Public Administration (Government)	149	40
Total	5,438	-74

Average weekly earnings of working residents



Sources: U.S. Census Bureau: Census 2010, 2005-2009 American Community Survey, Local Employment Dynamics: ESRI

