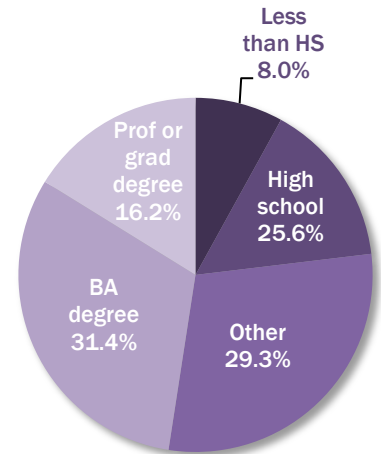


Diamond Bar Snapshot

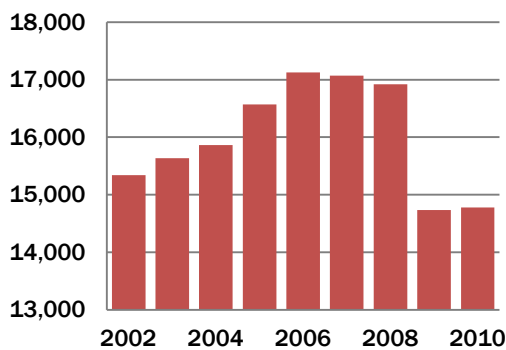
Demographics

Population	55,544
Per capita income	\$32,074
Number of households	17,880

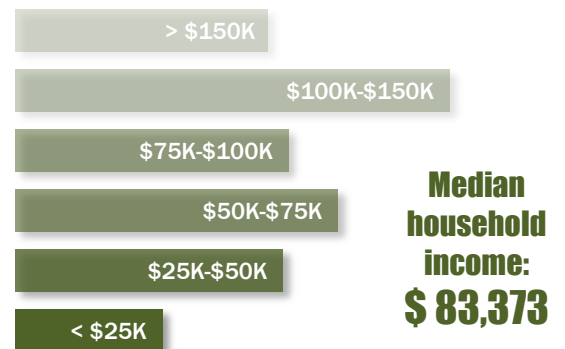
Educational Achievement of Residents



Payroll Employment



Household Income Distribution



Payroll Jobs by Industry Sector

	Number of jobs	Change (from 2002)
Agriculture, Forestry, Fishing and Hunting	9	-11
Mining / Quarrying / Oil and Gas Extraction	1	0
Utilities	15	13
Construction	464	-488
Manufacturing	596	-765
Wholesale Trade	556	-747
Retail Trade	1,098	-179
Transportation and Warehousing	154	118
Information	62	-271
Finance and Insurance	2,115	-93
Real Estate and Rental and Leasing	713	323
Professional / Scientific / Technical Services	1,140	272
Management of Companies and Enterprises	478	164
Administration & Support / Waste Mgmt	1,558	981
Educational Services	1,386	-247
Health Care and Social Assistance	1,111	104
Arts / Entertainment / Recreation	110	-45
Accommodation and Food Services	1,323	-67
Other Services (excl. Public Administration)	730	86
Public Administration (Government)	1,159	289
Total	14,778	-563

Households below poverty line: **3.8%**

Average weekly earnings of working residents

