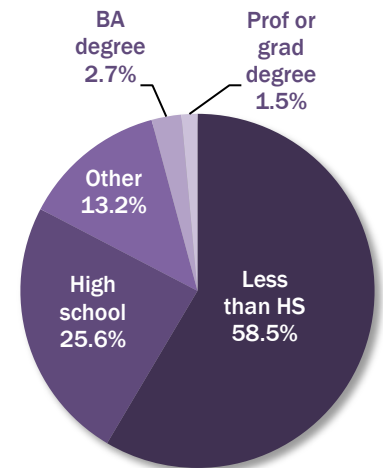


Cudahy Snapshot

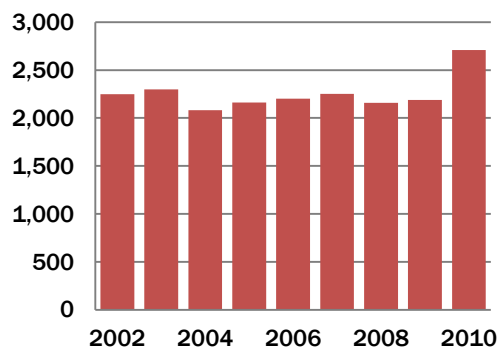
Demographics

Population	23,805
Per capita income	\$10,193
Number of households	5,607

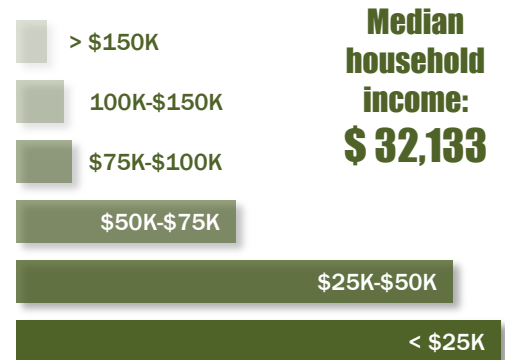
Educational Achievement of Residents



Payroll Employment



Household Income Distribution



Payroll Jobs by Industry Sector

	Number of jobs	Change (from 2002)
Agriculture, Forestry, Fishing and Hunting	0	-3
Mining / Quarrying / Oil and Gas Extraction	2	1
Utilities	10	-1
Construction	59	-39
Manufacturing	463	-323
Wholesale Trade	132	44
Retail Trade	524	-29
Transportation and Warehousing	121	2
Information	6	-4
Finance and Insurance	18	-9
Real Estate and Rental and Leasing	9	-3
Professional / Scientific / Technical Services	87	10
Management of Companies and Enterprises	0	0
Administration & Support / Waste Mgmt	34	15
Educational Services	532	509
Health Care and Social Assistance	245	86
Arts / Entertainment / Recreation	3	3
Accommodation and Food Services	181	14
Other Services (excl. Public Administration)	212	166
Public Administration (Government)	72	24
Total	2,710	463

Households below poverty line: 21.3%

Average weekly earnings of working residents

