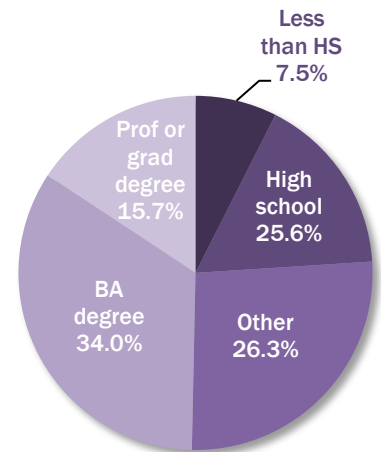


Cerritos Snapshot

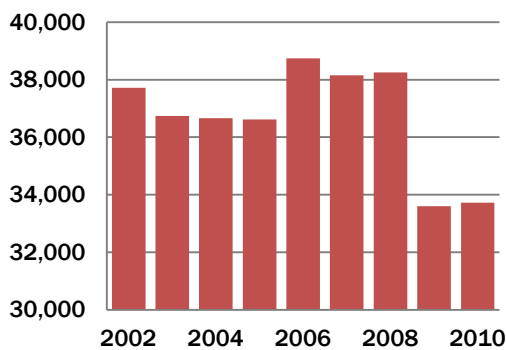
Demographics

Population	49,041
Per capita income	\$31,648
Number of households	15,526

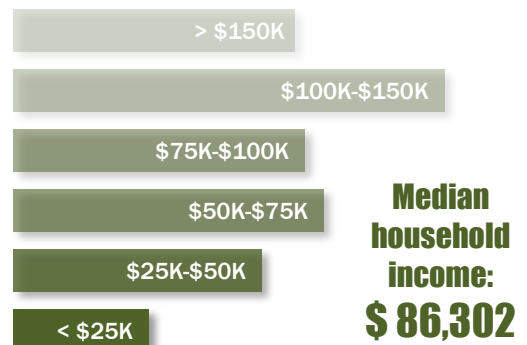
Educational Achievement of Residents



Payroll Employment



Household Income Distribution



Payroll Jobs by Industry Sector

	Number of jobs	Change (from 2002)
Agriculture, Forestry, Fishing and Hunting	18	-9
Mining / Quarrying / Oil and Gas Extraction	6	5
Utilities	123	84
Construction	531	33
Manufacturing	2,155	-1,294
Wholesale Trade	3,201	-1,062
Retail Trade	7,835	-363
Transportation and Warehousing	2,209	-41
Information	364	-409
Finance and Insurance	2,501	751
Real Estate and Rental and Leasing	342	35
Professional / Scientific / Technical Services	2,276	721
Management of Companies and Enterprises	765	-927
Administration & Support / Waste Mgmt	1,877	-2,042
Educational Services	3,290	-399
Health Care and Social Assistance	2,178	312
Arts / Entertainment / Recreation	107	-68
Accommodation and Food Services	2,345	426
Other Services (excl. Public Administration)	899	13
Public Administration (Government)	697	240
Total	33,719	-3,994

Households below poverty line: **6.5%**

Average weekly earnings of working residents

