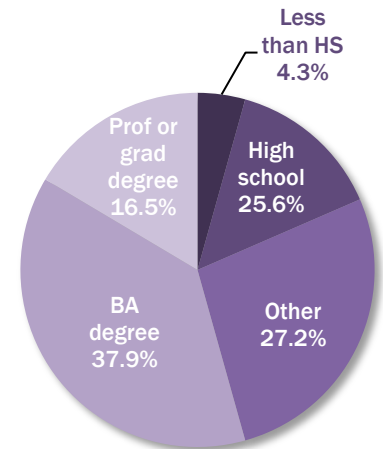


Bradbury Snapshot

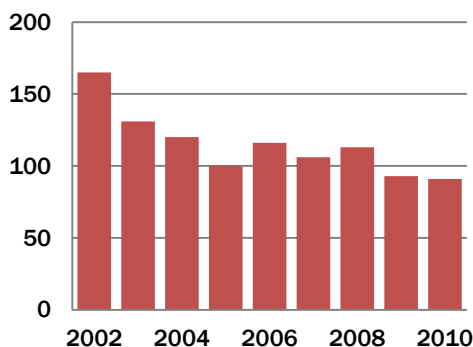
Demographics

Population	1,048
Per capita income	\$55,119
Number of households	354

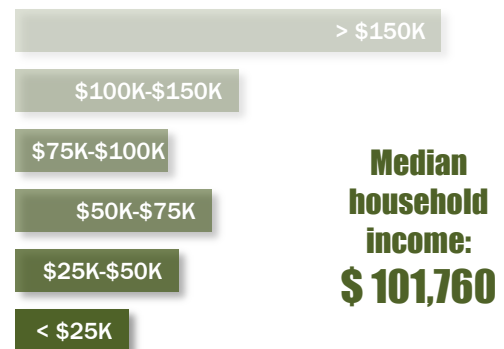
Educational Achievement of Residents



Payroll Employment



Household Income Distribution

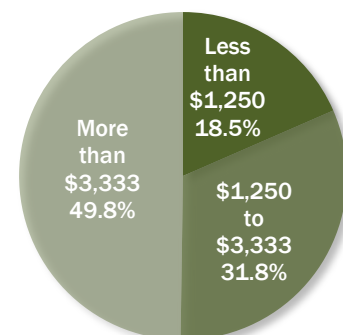


Households below poverty line: **2.8%**

Payroll Jobs by Industry Sector

	Number of jobs	Change (from 2002)
Agriculture, Forestry, Fishing and Hunting	23	19
Mining / Quarrying / Oil and Gas Extraction	0	0
Utilities	0	0
Construction	5	-1
Manufacturing	0	0
Wholesale Trade	11	4
Retail Trade	0	0
Transportation and Warehousing	0	0
Information	2	2
Finance and Insurance	1	0
Real Estate and Rental and Leasing	8	8
Professional / Scientific / Technical Services	2	-2
Management of Companies and Enterprises	0	0
Administration & Support / Waste Mgmt	0	-3
Educational Services	0	0
Health Care and Social Assistance	3	-20
Arts / Entertainment / Recreation	29	-76
Accommodation and Food Services	0	0
Other Services (excl. Public Administration)	1	-10
Public Administration (Government)	6	5
Total	91	-74

Average weekly earnings of working residents



Sources: U.S. Census Bureau: Census 2010, 2005-2009 American Community Survey, Local Employment Dynamics: ESRI

