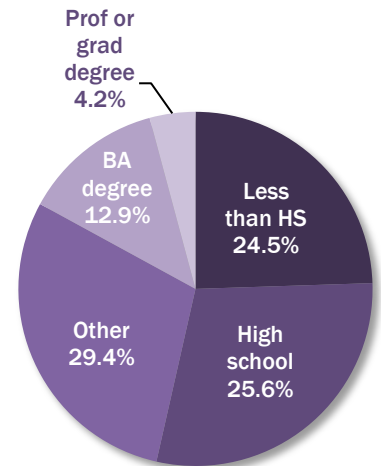


Bellflower Snapshot

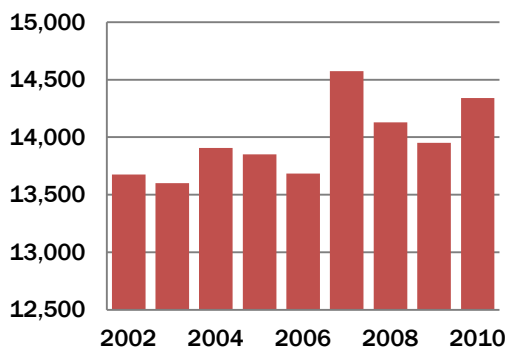
Demographics

Population	76,616
Per capita income	\$18,395
Number of households	23,651

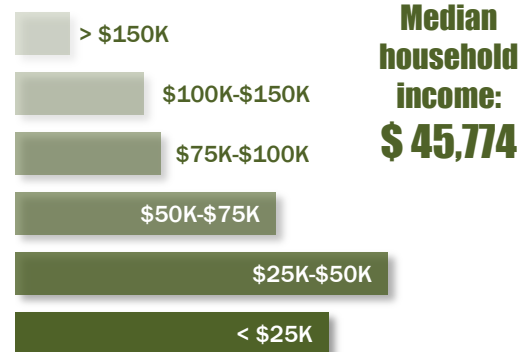
Educational Achievement of Residents



Payroll Employment



Household Income Distribution



Households below poverty line: **10.6%**

Payroll Jobs by Industry Sector

	Number of jobs	Change (from 2002)
Agriculture, Forestry, Fishing and Hunting	10	8
Mining / Quarrying / Oil and Gas Extraction	1	-1
Utilities	31	-25
Construction	408	-15
Manufacturing	244	-105
Wholesale Trade	245	58
Retail Trade	1,474	-150
Transportation and Warehousing	147	-90
Information	437	234
Finance and Insurance	240	-42
Real Estate and Rental and Leasing	388	-51
Professional / Scientific / Technical Services	338	70
Management of Companies and Enterprises	57	3
Administration & Support / Waste Mgmt	541	-858
Educational Services	1,509	-82
Health Care and Social Assistance	5,513	1,088
Arts / Entertainment / Recreation	117	57
Accommodation and Food Services	931	-25
Other Services (excl. Public Administration)	1,364	418
Public Administration (Government)	344	171
Total	14,339	663

Average weekly earnings of working residents

