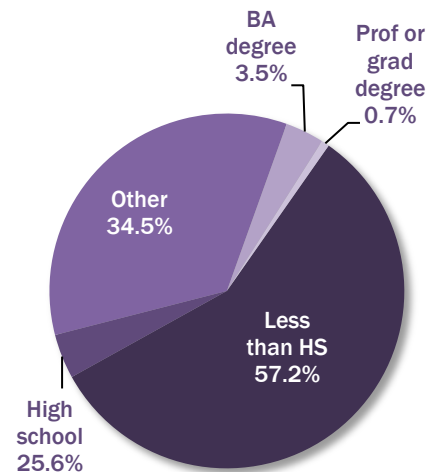


Bell Gardens Snapshot

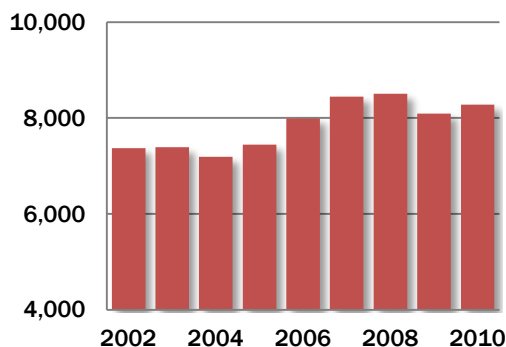
Demographics

Population	42,072
Per capita income	\$ 10,928
Number of households	9,655

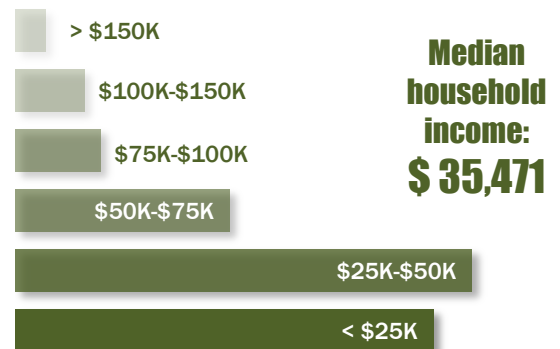
Educational Achievement of Residents



Payroll Employment



Household Income Distribution



Payroll Jobs by Industry Sector

	Number of jobs	Change (from 2002)
Agriculture, Forestry, Fishing and Hunting	12	-2
Mining / Quarrying / Oil and Gas Extraction	6	6
Utilities	14	14
Construction	569	123
Manufacturing	701	-382
Wholesale Trade	506	63
Retail Trade	977	426
Transportation and Warehousing	126	-74
Information	15	10
Finance and Insurance	94	7
Real Estate and Rental and Leasing	39	19
Professional / Scientific / Technical Services	34	-23
Management of Companies and Enterprises	170	-57
Administration & Support / Waste Mgmt	589	434
Educational Services	836	-386
Health Care and Social Assistance	623	123
Arts / Entertainment / Recreation	1,623	97
Accommodation and Food Services	496	158
Other Services (excl. Public Administration)	473	141
Public Administration (Government)	373	208
Total	8,276	905

Households below poverty line: 23.4%

Average weekly earnings of working residents

