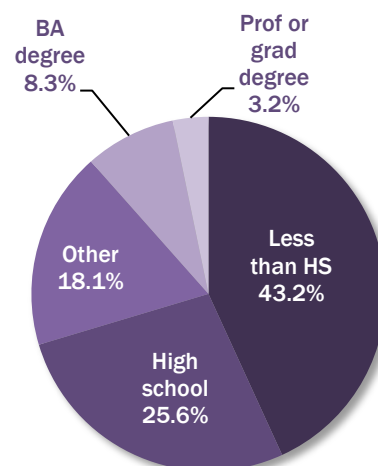


Baldwin Park Snapshot

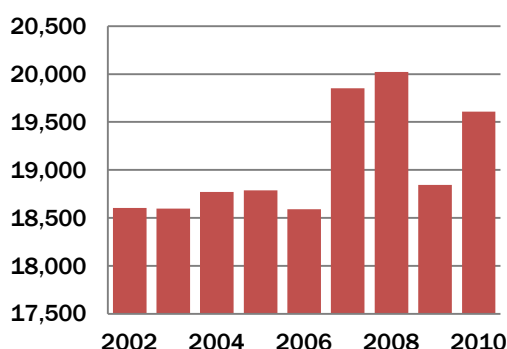
Demographics

Population	75,390
Per capita income	\$13,795
Number of households	17,189

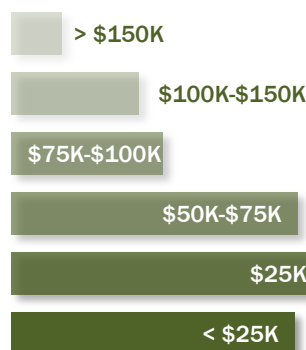
Educational Achievement of Residents



Payroll Employment



Household Income Distribution



Median household income: \$48,132

Payroll Jobs by Industry Sector

	Number of jobs	Change (from 2002)
Agriculture, Forestry, Fishing and Hunting	2	-88
Mining / Quarrying / Oil and Gas Extraction	4	-65
Utilities	106	71
Construction	883	-155
Manufacturing	1,839	-202
Wholesale Trade	1,095	-266
Retail Trade	1,897	296
Transportation and Warehousing	3,077	1,333
Information	77	-379
Finance and Insurance	141	19
Real Estate and Rental and Leasing	78	-53
Professional / Scientific / Technical Services	356	-125
Management of Companies and Enterprises	24	-260
Administration & Support / Waste Mgmt	581	-698
Educational Services	2,492	-39
Health Care and Social Assistance	4,837	1,747
Arts / Entertainment / Recreation	11	-36
Accommodation and Food Services	1,043	-449
Other Services (excl. Public Administration)	683	294
Public Administration (Government)	382	61
Total	19,608	1,006

Households below poverty line: 15.2%

Average weekly earnings of working residents

