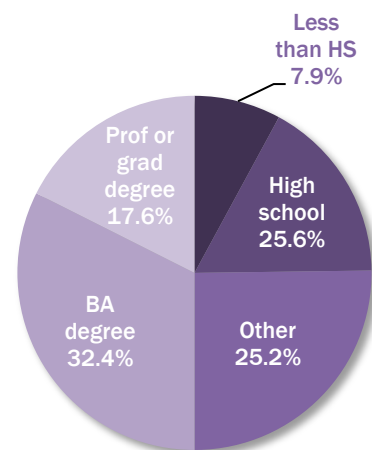


Arcadia Snapshot

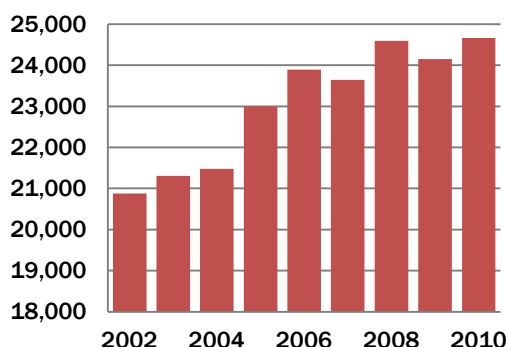
Demographics

Population	56,364
Per capita income	\$32,772
Number of households	19,592

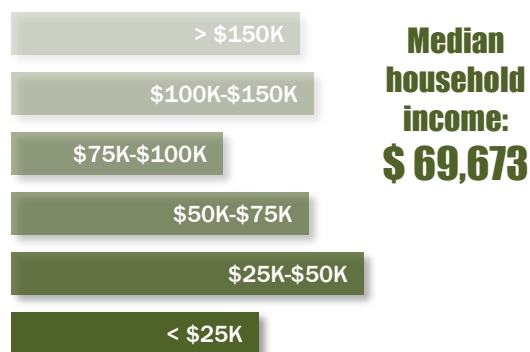
Educational Achievement of Residents



Payroll Employment



Household Income Distribution



Payroll Jobs by Industry Sector

	Number of jobs	Change (from 2002)
Agriculture, Forestry, Fishing and Hunting	37	5
Mining / Quarrying / Oil and Gas Extraction	4	4
Utilities	51	38
Construction	556	-158
Manufacturing	775	-261
Wholesale Trade	1,318	328
Retail Trade	4,331	313
Transportation and Warehousing	64	-35
Information	212	-23
Finance and Insurance	932	-111
Real Estate and Rental and Leasing	503	58
Professional / Scientific / Technical Services	1,604	592
Management of Companies and Enterprises	523	434
Administration & Support / Waste Mgmt	753	-406
Educational Services	1,325	91
Health Care and Social Assistance	4,844	1,683
Arts / Entertainment / Recreation	1,600	-309
Accommodation and Food Services	2,950	492
Other Services (excl. Public Administration)	862	-32
Public Administration (Government)	1,419	1,081
Total	24,663	3,784

Households below poverty line: 9.2%

Average weekly earnings of working residents

