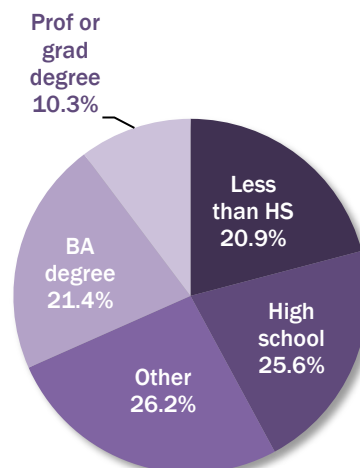


Alhambra Snapshot

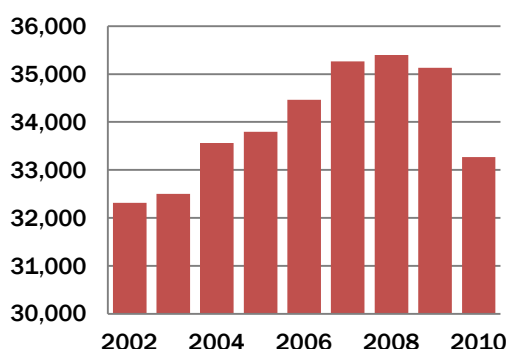
Demographics

Population	83,089
Per capita income	\$22,027
Number of households	29,217

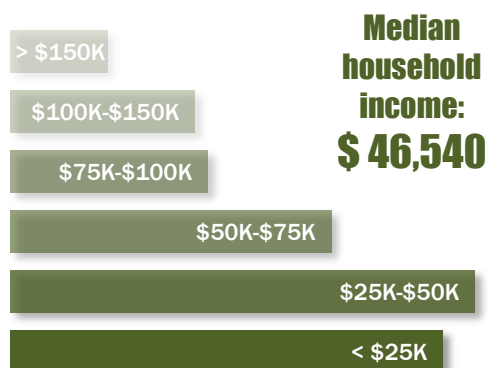
Educational Achievement of Residents



Payroll Employment



Household Income Distribution



Households below poverty line: **13.0%**

Payroll Jobs by Industry Sector

	Number of jobs	Change (from 2002)
Agriculture, Forestry, Fishing and Hunting	4	-12
Mining / Quarrying / Oil and Gas Extraction	8	6
Utilities	129	-415
Construction	685	408
Manufacturing	1,120	-1,632
Wholesale Trade	1,298	177
Retail Trade	4,031	196
Transportation and Warehousing	391	121
Information	251	-22
Finance and Insurance	1,327	-96
Real Estate and Rental and Leasing	355	32
Professional / Scientific / Technical Services	809	-823
Management of Companies and Enterprises	265	-36
Administration & Support / Waste Mgmt	1,085	164
Educational Services	2,143	179
Health Care and Social Assistance	3,344	807
Arts / Entertainment / Recreation	138	17
Accommodation and Food Services	2,467	77
Other Services (excl. Public Administration)	1,747	668
Public Administration (Government)	272	-413
Total	21,869	-597

Average weekly earnings of working residents

