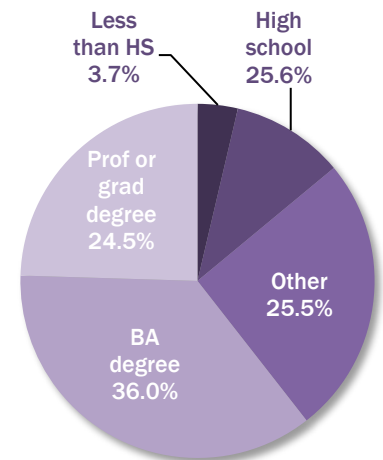


Agoura Hills Snapshot

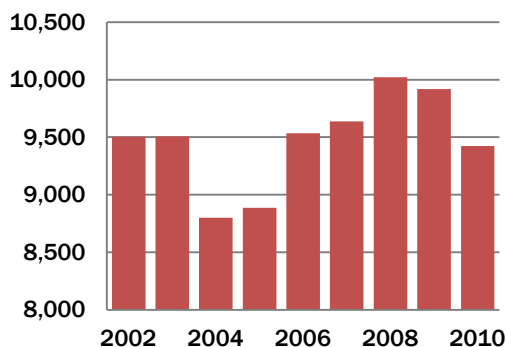
Demographics

Population	20,330
Per capita income	\$48,315
Number of households	7,327

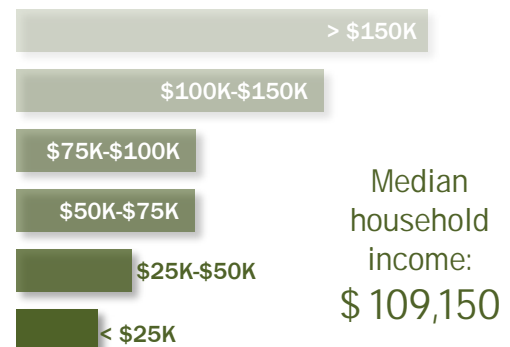
Educational Achievement of Residents



Payroll Employment



Household Income Distribution



Households below poverty line: 2.9%

Payroll Jobs by Industry Sector

	Number of jobs	Change (from 2002)
Agriculture, Forestry, Fishing and Hunting	1	-3
Mining / Quarrying / Oil and Gas Extraction	0	-3
Utilities	9	6
Construction	444	-469
Manufacturing	168	-851
Wholesale Trade	566	38
Retail Trade	1,104	-48
Transportation and Warehousing	117	90
Information	764	-115
Finance and Insurance	520	-59
Real Estate and Rental and Leasing	216	69
Professional / Scientific / Technical Services	1,752	647
Management of Companies and Enterprises	38	-48
Administration & Support / Waste Mgmt	810	274
Educational Services	606	155
Health Care and Social Assistance	526	161
Arts / Entertainment / Recreation	126	-57
Accommodation and Food Services	1,143	31
Other Services (excl. Public Administration)	400	34
Public Administration (Government)	114	68
Total	9,424	-80

Average weekly earnings of working residents

